

BY THE NUMBERS



DEMOGRAPHICS

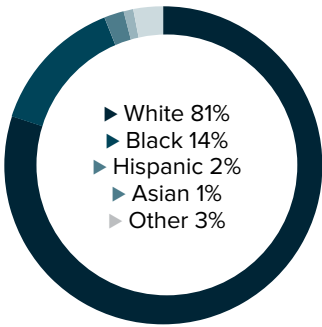


Population
41,427

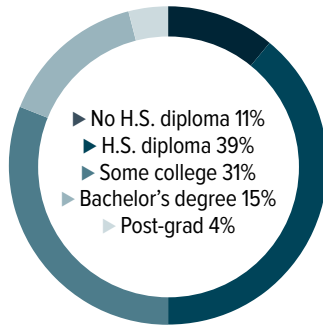


Number of households
14,050

Racial distribution



Education level



ECONOMY

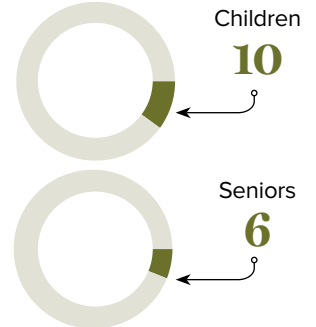
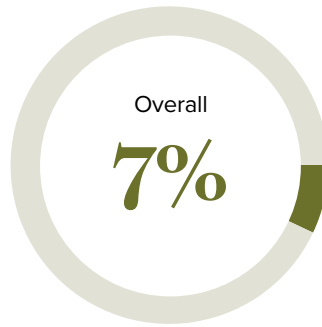


Median household income
\$72,374



Median value of owner-occupied housing
\$182,800

Poverty rates



PUBLIC SCHOOLS

District	Enrollment	Economically disadvantaged
East Baton Rouge	40,735	79%
Livingston	25,900	58%

HIGHER EDUCATION

Number of students receiving GO Grants **144**

Number of students receiving TOPS

721

TOPS breakdown

Opportunity	Performance
307	203
Honors	Tech
185	26

WORKING FAMILY TAX CREDITS



Households receiving EITC*

3,525



State EITC impact

\$470,615



Tax filers receiving EITC

19%



Average state EITC

\$134

*The Earned Income Tax Credit (EITC) is a benefit for working people with low to moderate income. To qualify, you must meet certain requirements and file a tax return, even if you do not owe any tax or are not required to file.

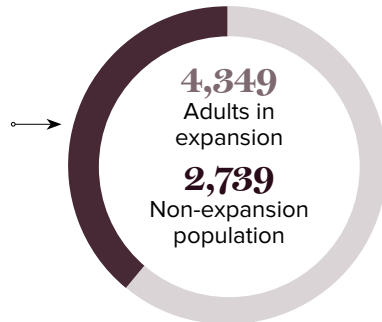
MEDICAID

Total individuals receiving Medicaid

7,088

Children receiving Medicaid

5,832



CASH ASSISTANCE

	FITAP	KCSP
Households	11	12
Average amount per recipient	\$80	\$132
Total monthly distribution	\$2,148	\$4,104

*The Family Independence Temporary Assistance Program (FITAP) provides cash assistance to very low-income families with children who meet specific criteria.

*The Kinship Care Subsidy Program (KCSP) provides cash assistance to qualifying relatives who are caring for one or more children in the absence of the children's parents.

FOOD ASSISTANCE



SNAP recipients

4,576



SNAP retailers

14



Households receiving SNAP*

2,001



Monthly benefits redeemed at district retailers

\$426,956



Total monthly benefits

\$967,862

*The Supplemental Nutrition Assistance Program (SNAP, also called Food Stamps) provides food assistance benefits to people and families with low incomes.