

BY THE NUMBERS



DEMOGRAPHICS



Population

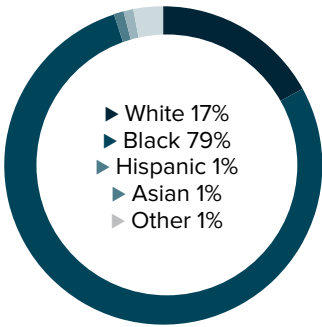
42,369



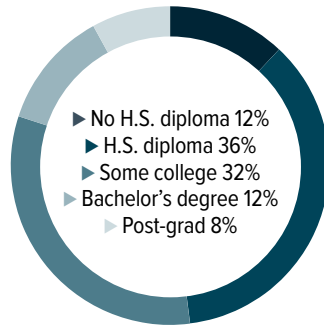
Number of households

13,616

Racial distribution



Education level



ECONOMY



Median household income

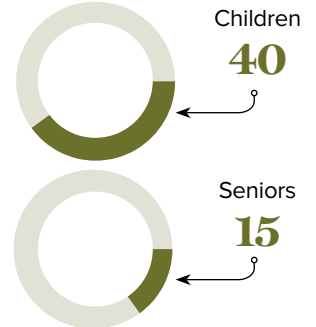
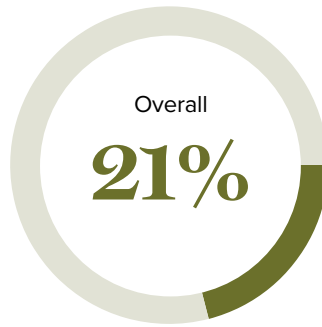
\$48,750



Median value of owner-occupied housing

\$130,600

Poverty rates



PUBLIC SCHOOLS

District	Enrollment	Economically disadvantaged
East Baton Rouge	40,735	79%
City of Baker	1,131	93%

HIGHER EDUCATION

Number of students receiving GO Grants **182**

Number of students receiving TOPS

301

TOPS breakdown

Opportunity

154

Honors

62

Performance

72

Tech

13

WORKING FAMILY TAX CREDITS



Households receiving EITC*

5,820



State EITC impact

\$927,046



Tax filers receiving EITC

37%



Average state EITC

\$159

*The Earned Income Tax Credit (EITC) is a benefit for working people with low to moderate income. To qualify, you must meet certain requirements and file a tax return, even if you do not owe any tax or are not required to file.

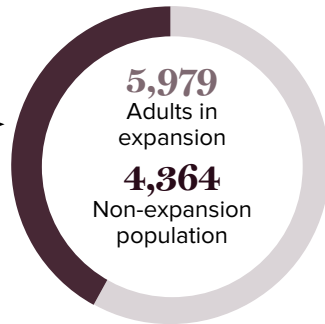
MEDICAID

Total individuals receiving Medicaid

10,343

Children receiving Medicaid

8,004



CASH ASSISTANCE

	FITAP	KCSP
Households	25	11
Average amount per recipient	\$82	\$111
Total monthly distribution	\$5,509	\$3,449

*The Family Independence Temporary Assistance Program (FITAP) provides cash assistance to very low-income families with children who meet specific criteria.

*The Kinship Care Subsidy Program (KCSP) provides cash assistance to qualifying relatives who are caring for one or more children in the absence of the children's parents.

FOOD ASSISTANCE



SNAP recipients

10,384



SNAP retailers

28



Households receiving SNAP*

4,744



Monthly benefits redeemed at district retailers

\$1,148,416



Total monthly benefits

\$2,202,538

*The Supplemental Nutrition Assistance Program (SNAP, also called Food Stamps) provides food assistance benefits to people and families with low incomes.