

BY THE NUMBERS



DEMOGRAPHICS

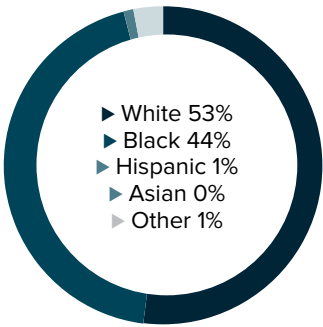


Population
43,978

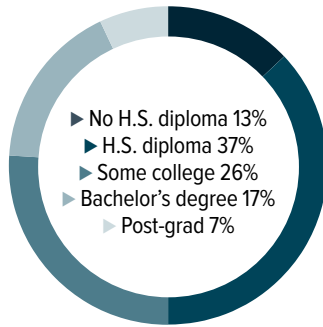


Number of households
15,004

Racial distribution



Education level



ECONOMY

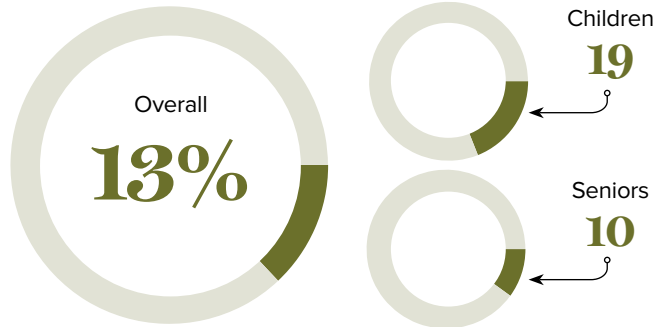


Median household income
\$59,190



Median value of owner-occupied housing
\$201,400

Poverty rates



PUBLIC SCHOOLS

District	Enrollment	Economically disadvantaged
East Baton Rouge	40,735	79%
East Feliciana	1,695	75%
West Feliciana	2,197	50%
Zachary Community	5,499	52%

HIGHER EDUCATION

Number of students receiving GO Grants **125**

Number of students receiving TOPS

514

TOPS breakdown

Opportunity	Performance
207	128
Honors	Tech
156	23

WORKING FAMILY TAX CREDITS



Households receiving EITC*

3,452



State EITC impact

\$475,434



Tax filers receiving EITC

21%



Average state EITC

\$138

*The Earned Income Tax Credit (EITC) is a benefit for working people with low to moderate income. To qualify, you must meet certain requirements and file a tax return, even if you do not owe any tax or are not required to file.

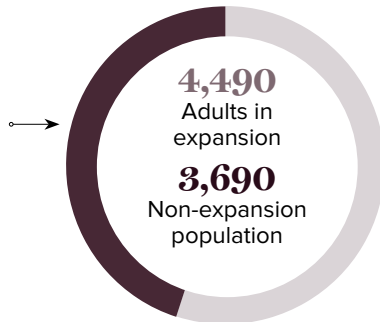
MEDICAID

Total individuals receiving Medicaid

8,180

Children receiving Medicaid

5,365



CASH ASSISTANCE

	FITAP	KCSP
Households	9	4
Average amount per recipient	\$76	\$141
Total monthly distribution	\$1,831	\$2,109

*The Family Independence Temporary Assistance Program (FITAP) provides cash assistance to very low-income families with children who meet specific criteria.

*The Kinship Care Subsidy Program (KCSP) provides cash assistance to qualifying relatives who are caring for one or more children in the absence of the children's parents.

FOOD ASSISTANCE



SNAP recipients

5,193



SNAP retailers

27



Households receiving SNAP*

2,433



Monthly benefits redeemed at district retailers

\$609,355



Total monthly benefits

\$1,096,872

*The Supplemental Nutrition Assistance Program (SNAP, also called Food Stamps) provides food assistance benefits to people and families with low incomes.