

BY THE NUMBERS



DEMOGRAPHICS

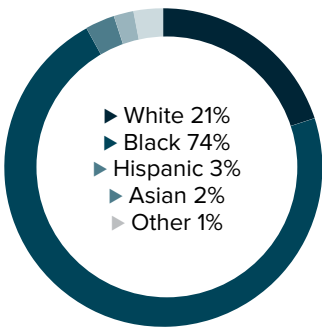


Population
39,862

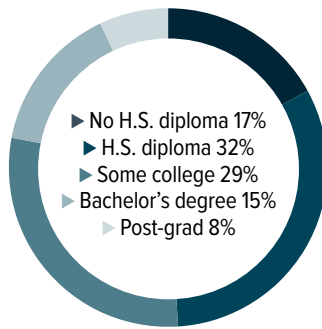


Number of households
15,393

Racial distribution



Education level



ECONOMY

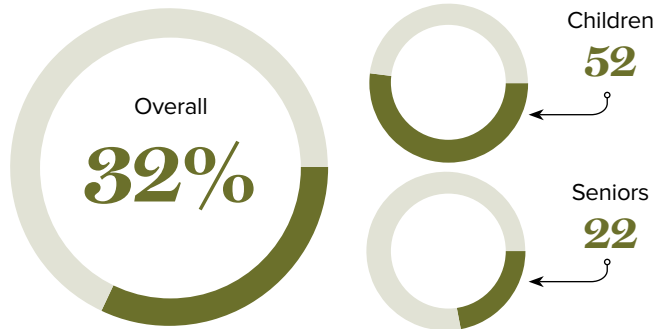


Median household income
\$31,174



Median value of owner-occupied housing
\$108,100

Poverty rates



PUBLIC SCHOOLS

District	Enrollment	Economically disadvantaged
East Baton Rouge	40,735	79%

HIGHER EDUCATION

Number of students receiving GO Grants **151**

Number of students receiving TOPS

204

TOPS breakdown

Opportunity	Performance
101	41
Honors	Tech
53	9

WORKING FAMILY TAX CREDITS



Households receiving EITC*

6,069



State EITC impact

\$962,420



Tax filers receiving EITC

38%



Average state EITC

\$159

*The Earned Income Tax Credit (EITC) is a benefit for working people with low to moderate income. To qualify, you must meet certain requirements and file a tax return, even if you do not owe any tax or are not required to file.

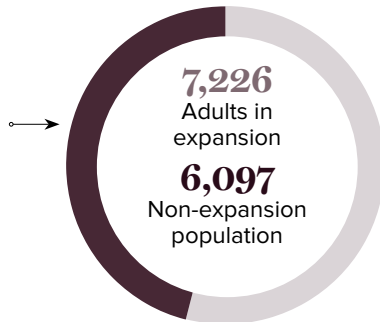
MEDICAID

Total individuals receiving Medicaid

13,323

Children receiving Medicaid

8,694



CASH ASSISTANCE

	FITAP	KCSP
Households	48	15
Average amount per recipient	\$71	\$128
Total monthly distribution	\$10,633	\$5,521

*The Family Independence Temporary Assistance Program (FITAP) provides cash assistance to very low-income families with children who meet specific criteria.

*The Kinship Care Subsidy Program (KCSP) provides cash assistance to qualifying relatives who are caring for one or more children in the absence of the children's parents.

FOOD ASSISTANCE



SNAP recipients

12,752



SNAP retailers

58



Households receiving SNAP*

6,306



Monthly benefits redeemed at district retailers

\$3,835,002



Total monthly benefits

\$2,716,144

*The Supplemental Nutrition Assistance Program (SNAP, also called Food Stamps) provides food assistance benefits to people and families with low incomes.