

BY THE NUMBERS



DEMOGRAPHICS

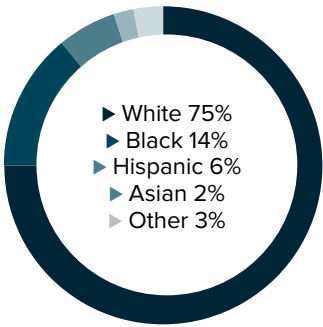


Population
49,937

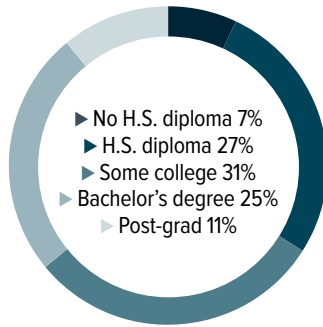


Number of households
16,670

Racial distribution



Education level



ECONOMY

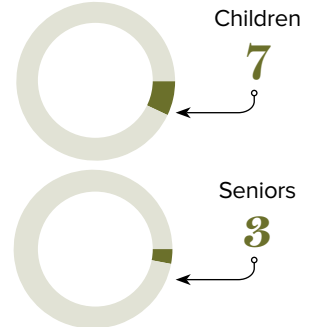
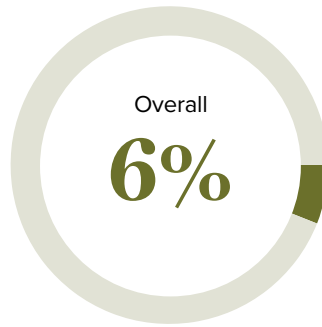


Median household income
\$103,604



Median value of owner-occupied housing
\$238,500

Poverty rates



PUBLIC SCHOOLS

District	Enrollment	Economically disadvantaged
Ascension	23,474	56%

HIGHER EDUCATION

Number of students receiving GO Grants **210**

Number of students receiving TOPS

TOPS breakdown

Opportunity	Performance
473	396
Honors	Tech
387	33

WORKING FAMILY TAX CREDITS



Households receiving EITC*

3,103



State EITC impact

\$405,994



Tax filers receiving EITC

14%



Average state EITC

\$131

*The Earned Income Tax Credit (EITC) is a benefit for working people with low to moderate income. To qualify, you must meet certain requirements and file a tax return, even if you do not owe any tax or are not required to file.

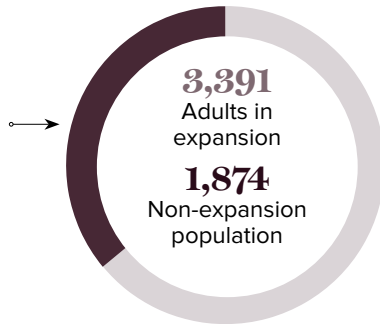
MEDICAID

Total individuals receiving Medicaid

5,265

Children receiving Medicaid

5,003



CASH ASSISTANCE

	FITAP	KCSP
Households	11	3
Average amount per recipient	\$67	\$139
Total monthly distribution	\$1,740	\$1,110

*The Family Independence Temporary Assistance Program (FITAP) provides cash assistance to very low-income families with children who meet specific criteria.

*The Kinship Care Subsidy Program (KCSP) provides cash assistance to qualifying relatives who are caring for one or more children in the absence of the children's parents.

FOOD ASSISTANCE



SNAP recipients

3,896



SNAP retailers

24



Households receiving SNAP*

1,466



Monthly benefits redeemed at district retailers

\$919,237



Total monthly benefits

\$813,562

*The Supplemental Nutrition Assistance Program (SNAP, also called Food Stamps) provides food assistance benefits to people and families with low incomes.