

# BY THE NUMBERS



## DEMOGRAPHICS

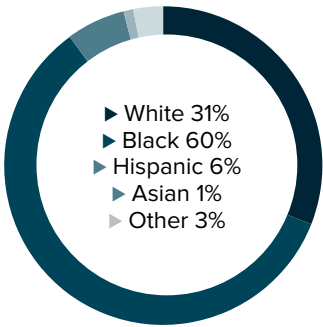


Population  
**42,823**

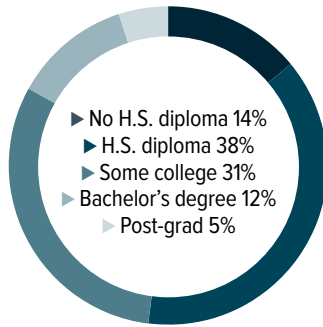


Number of households  
**14,919**

Racial distribution



Education level



## ECONOMY

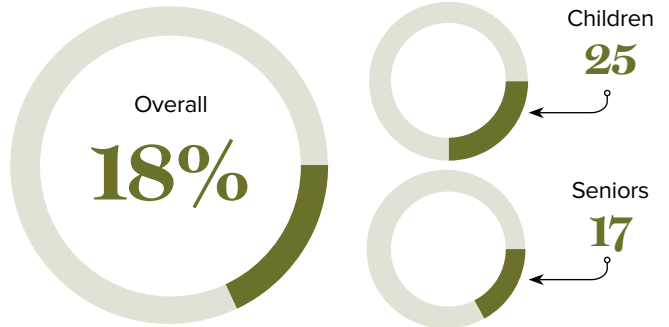


Median household income  
**\$59,209**



Median value of owner-occupied housing  
**\$154,200**

Poverty rates



## PUBLIC SCHOOLS

| District             | Enrollment   | Economically disadvantaged |
|----------------------|--------------|----------------------------|
| St. Charles          | <b>9,721</b> | <b>58%</b>                 |
| St. John the Baptist | <b>5,671</b> | <b>83%</b>                 |

## HIGHER EDUCATION

Number of students receiving GO Grants **365**

Number of students receiving TOPS

**462**

### TOPS breakdown

| Opportunity | Performance |
|-------------|-------------|
| <b>222</b>  | <b>130</b>  |
| Honors      | Tech        |
| <b>88</b>   | <b>22</b>   |

## WORKING FAMILY TAX CREDITS



Households receiving EITC\*

**5,383**



State EITC impact

**\$820,338**



Tax filers receiving EITC

**29%**



Average state EITC

**\$152**

\*The Earned Income Tax Credit (EITC) is a benefit for working people with low to moderate income. To qualify, you must meet certain requirements and file a tax return, even if you do not owe any tax or are not required to file.

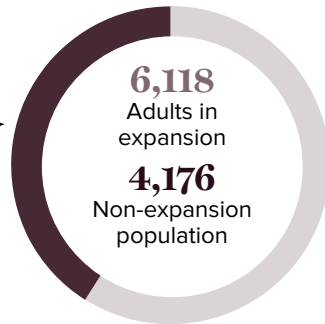
## MEDICAID

Total individuals receiving Medicaid

**10,294**

Children receiving Medicaid

**8,095**



## CASH ASSISTANCE

|                              | FITAP          | KCSP           |
|------------------------------|----------------|----------------|
| Households                   | <b>9</b>       | <b>7</b>       |
| Average amount per recipient | <b>\$73</b>    | <b>\$153</b>   |
| Total monthly distribution   | <b>\$1,743</b> | <b>\$2,609</b> |

\*The Family Independence Temporary Assistance Program (FITAP) provides cash assistance to very low-income families with children who meet specific criteria.

\*The Kinship Care Subsidy Program (KCSP) provides cash assistance to qualifying relatives who are caring for one or more children in the absence of the children's parents.

## FOOD ASSISTANCE



SNAP recipients

**10,141**



SNAP retailers

**35**



Households receiving SNAP\*

**4,590**



Monthly benefits redeemed at district retailers

**\$1,812,930**



Total monthly benefits

**\$2,135,335**

\*The Supplemental Nutrition Assistance Program (SNAP, also called Food Stamps) provides food assistance benefits to people and families with low incomes.