

BY THE NUMBERS



DEMOGRAPHICS

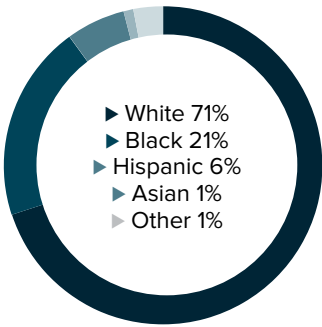


Population
44,839

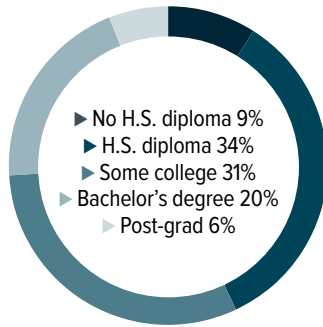


Number of households
16,437

Racial distribution



Education level



ECONOMY

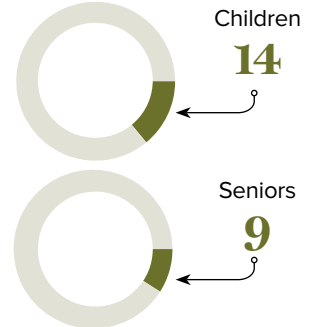


Median household income
\$71,639



Median value of owner-occupied housing
\$213,100

Poverty rates



PUBLIC SCHOOLS

District	Enrollment	Economically disadvantaged
St. Charles	9,721	58%
St. John the Baptist	5,671	83%

HIGHER EDUCATION

Number of students receiving GO Grants **276**

Number of students receiving TOPS

886

TOPS breakdown

Opportunity	Performance
356	276
Honors	Tech
221	33

WORKING FAMILY TAX CREDITS



Households receiving EITC*

3,900



State EITC impact

\$549,973



Tax filers receiving EITC

19%



Average state EITC

\$141

*The Earned Income Tax Credit (EITC) is a benefit for working people with low to moderate income. To qualify, you must meet certain requirements and file a tax return, even if you do not owe any tax or are not required to file.

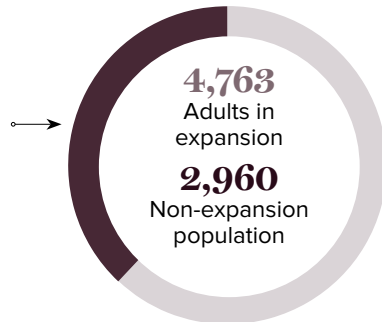
MEDICAID

Total individuals receiving Medicaid

7,723

Children receiving Medicaid

6,107



CASH ASSISTANCE

	FITAP	KCSP
Households	5	7
Average amount per recipient	\$89	\$117
Total monthly distribution	\$799	\$2,220

*The Family Independence Temporary Assistance Program (FITAP) provides cash assistance to very low-income families with children who meet specific criteria.

*The Kinship Care Subsidy Program (KCSP) provides cash assistance to qualifying relatives who are caring for one or more children in the absence of the children's parents.

FOOD ASSISTANCE



SNAP recipients

5,104



SNAP retailers

22



Households receiving SNAP*

2,273



Monthly benefits redeemed at district retailers

\$728,799



Total monthly benefits

\$1,072,466

*The Supplemental Nutrition Assistance Program (SNAP, also called Food Stamps) provides food assistance benefits to people and families with low incomes.