

BY THE NUMBERS



DEMOGRAPHICS

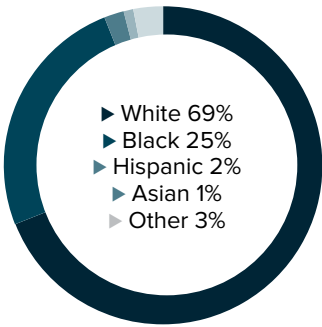


Population
47,355

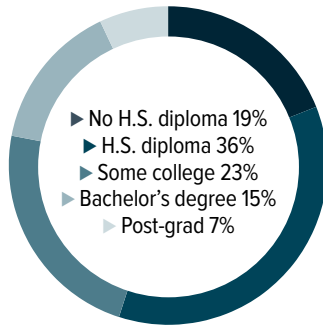


Number of households
17,686

Racial distribution



Education level



ECONOMY

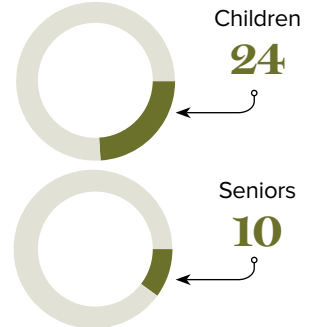
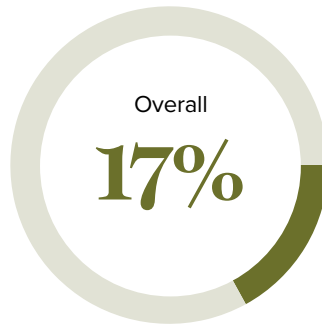


Median household income
\$51,021



Median value of owner-occupied housing
\$173,100

Poverty rates



PUBLIC SCHOOLS

District	Enrollment	Economically disadvantaged
Lafourche	14,483	66%

HIGHER EDUCATION

Number of students receiving GO Grants **289**

Number of students receiving TOPS

780

TOPS breakdown

Opportunity	Performance
325	245
Honors	Tech
178	32

WORKING FAMILY TAX CREDITS



Households receiving EITC*

4,170



State EITC impact

\$589,439



Tax filers receiving EITC

22%



Average state EITC

\$141

*The Earned Income Tax Credit (EITC) is a benefit for working people with low to moderate income. To qualify, you must meet certain requirements and file a tax return, even if you do not owe any tax or are not required to file.

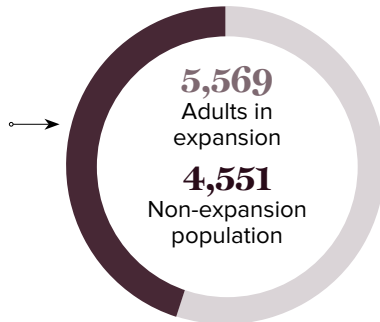
MEDICAID

Total individuals receiving Medicaid

10,120

Children receiving Medicaid

6,995



CASH ASSISTANCE

	FITAP	KCSP
Households	16	6
Average amount per recipient	\$78	\$111
Total monthly distribution	\$3,261	\$2,109

*The Family Independence Temporary Assistance Program (FITAP) provides cash assistance to very low-income families with children who meet specific criteria.

*The Kinship Care Subsidy Program (KCSP) provides cash assistance to qualifying relatives who are caring for one or more children in the absence of the children's parents.

FOOD ASSISTANCE



SNAP recipients

8,242



SNAP retailers

30



Households receiving SNAP*

3,931



Monthly benefits redeemed at district retailers

\$1,499,167



Total monthly benefits

\$1,749,781

*The Supplemental Nutrition Assistance Program (SNAP, also called Food Stamps) provides food assistance benefits to people and families with low incomes.