

BY THE NUMBERS



DEMOGRAPHICS

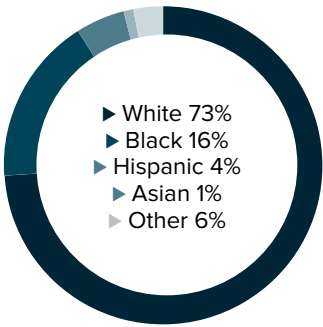


Population
45,627

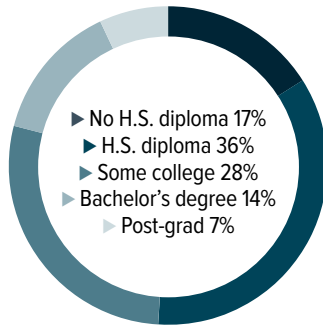


Number of households
17,078

Racial distribution



Education level



ECONOMY

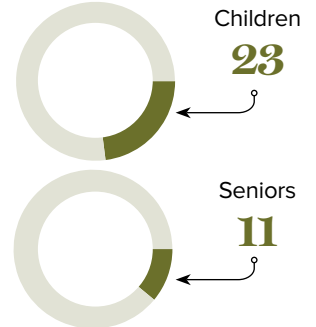
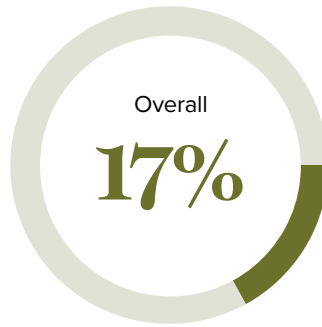


Median household income
\$55,936



Median value of owner-occupied housing
\$183,500

Poverty rates



PUBLIC SCHOOLS

District	Enrollment	Economically disadvantaged
Lafourche	14,483	66%
Terrebonne	16,841	75%

HIGHER EDUCATION

Number of students receiving GO Grants **218**

Number of students receiving TOPS

801

TOPS breakdown

Opportunity	Performance
319	213
Honors	Tech
236	33

WORKING FAMILY TAX CREDITS



Households receiving EITC*

4,202



State EITC impact

\$588,075



Tax filers receiving EITC

22%



Average state EITC

\$140

*The Earned Income Tax Credit (EITC) is a benefit for working people with low to moderate income. To qualify, you must meet certain requirements and file a tax return, even if you do not owe any tax or are not required to file.

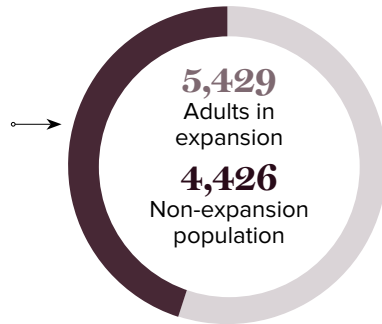
MEDICAID

Total individuals receiving Medicaid

9,855

Children receiving Medicaid

7,143



CASH ASSISTANCE

	FITAP	KCSP
Households	9	6
Average amount per recipient	\$77	\$145
Total monthly distribution	\$1,549	\$2,181

*The Family Independence Temporary Assistance Program (FITAP) provides cash assistance to very low-income families with children who meet specific criteria.

*The Kinship Care Subsidy Program (KCSP) provides cash assistance to qualifying relatives who are caring for one or more children in the absence of the children's parents.

FOOD ASSISTANCE



SNAP recipients

7,803



SNAP retailers

40



Households receiving SNAP*

3,645



Monthly benefits redeemed at district retailers

\$3,661,482



Total monthly benefits

\$1,640,963

*The Supplemental Nutrition Assistance Program (SNAP, also called Food Stamps) provides food assistance benefits to people and families with low incomes.