

BY THE NUMBERS



DEMOGRAPHICS

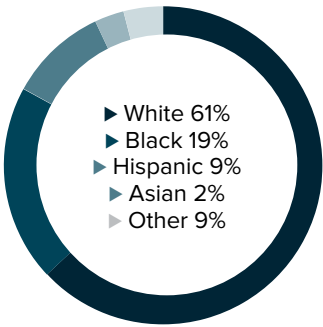


Population
44,531

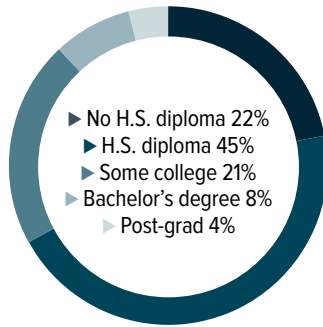


Number of households
16,382

Racial distribution



Education level



ECONOMY

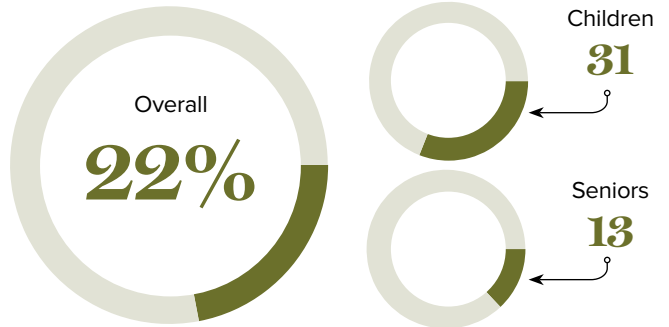


Median household income
\$43,008



Median value of owner-occupied housing
\$125,800

Poverty rates



PUBLIC SCHOOLS

District	Enrollment	Economically disadvantaged
Assumption	3,164	71%
Lafourche	14,483	66%
St. Mary	7,997	78%
Terrebonne	16,841	75%

HIGHER EDUCATION

Number of students receiving GO Grants **268**

Number of students receiving TOPS

498

TOPS breakdown

Opportunity	Performance
225	137
Honors	Tech
110	26

WORKING FAMILY TAX CREDITS



Households receiving EITC*

4,648



State EITC impact

\$682,282



Tax filers receiving EITC

27%



Average state EITC

\$147

*The Earned Income Tax Credit (EITC) is a benefit for working people with low to moderate income. To qualify, you must meet certain requirements and file a tax return, even if you do not owe any tax or are not required to file.

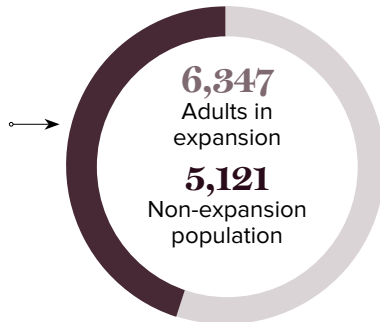
MEDICAID

Total individuals receiving Medicaid

11,468

Children receiving Medicaid

8,423



CASH ASSISTANCE

	FITAP	KCSP
Households	23	7
Average amount per recipient	\$76	\$111
Total monthly distribution	\$4,489	\$1,998

*The Family Independence Temporary Assistance Program (FITAP) provides cash assistance to very low-income families with children who meet specific criteria.

*The Kinship Care Subsidy Program (KCSP) provides cash assistance to qualifying relatives who are caring for one or more children in the absence of the children's parents.

FOOD ASSISTANCE



SNAP recipients

9,075



SNAP retailers

39



Households receiving SNAP*

4,084



Monthly benefits redeemed at district retailers

\$1,370,880



Total monthly benefits

\$1,897,576

*The Supplemental Nutrition Assistance Program (SNAP, also called Food Stamps) provides food assistance benefits to people and families with low incomes.