

BY THE NUMBERS



DEMOGRAPHICS



Population

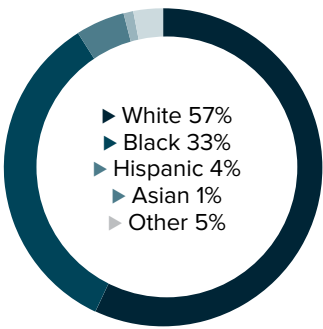
42,894



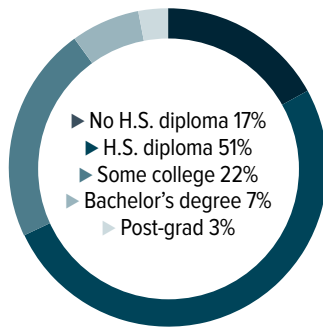
Number of households

16,404

Racial distribution



Education level



ECONOMY



Median household income

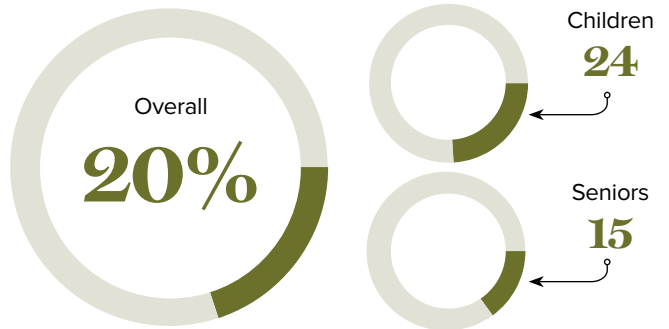
\$40,478



Median value of owner-occupied housing

\$99,800

Poverty rates



PUBLIC SCHOOLS

District	Enrollment	Economically disadvantaged
St. Martin	7,470	76%
St. Mary	7,997	78%

HIGHER EDUCATION

Number of students receiving GO Grants **210**

Number of students receiving TOPS

484

TOPS breakdown

Opportunity	Performance
202	154
Honors	Tech
102	26

WORKING FAMILY TAX CREDITS



Households receiving EITC*

5,115



State EITC impact

\$790,324



Tax filers receiving EITC

32%



Average state EITC

\$155

*The Earned Income Tax Credit (EITC) is a benefit for working people with low to moderate income. To qualify, you must meet certain requirements and file a tax return, even if you do not owe any tax or are not required to file.

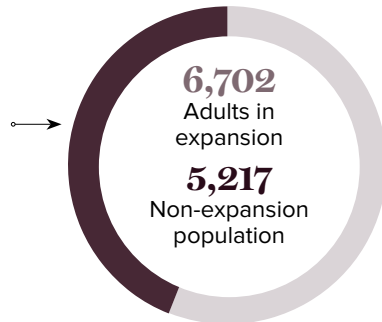
MEDICAID

Total individuals receiving Medicaid

11,919

Children receiving Medicaid

7,838



CASH ASSISTANCE

	FITAP	KCSP
Households	21	10
Average amount per recipient	\$80	\$132
Total monthly distribution	\$4,155	\$3,439

*The Family Independence Temporary Assistance Program (FITAP) provides cash assistance to very low-income families with children who meet specific criteria.

*The Kinship Care Subsidy Program (KCSP) provides cash assistance to qualifying relatives who are caring for one or more children in the absence of the children's parents.

FOOD ASSISTANCE



SNAP recipients

9,804



SNAP retailers

22



Households receiving SNAP*

4,573



Monthly benefits redeemed at district retailers

\$971,894



Total monthly benefits

\$2,071,776

*The Supplemental Nutrition Assistance Program (SNAP, also called Food Stamps) provides food assistance benefits to people and families with low incomes.