

BY THE NUMBERS



DEMOGRAPHICS

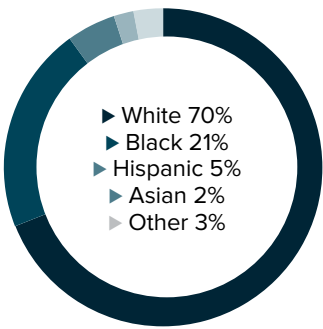


Population
41,444

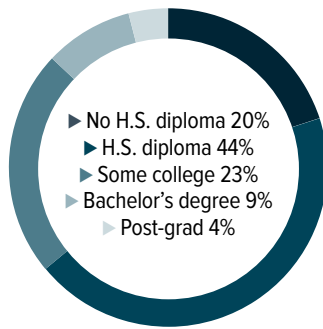


Number of households
14,908

Racial distribution



Education level



ECONOMY

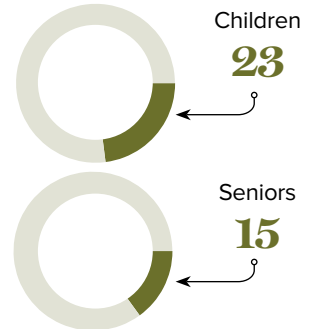
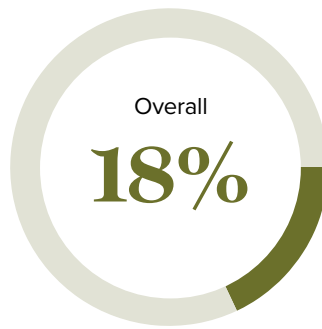


Median household income
\$49,509



Median value of owner-occupied housing
\$115,800

Poverty rates



PUBLIC SCHOOLS

District	Enrollment	Economically disadvantaged
Iberia	11,868	77%
Vermilion	9,586	66%

HIGHER EDUCATION

Number of students receiving GO Grants **127**

Number of students receiving TOPS

509

TOPS breakdown

Opportunity

214

Honors

124

Performance

140

Tech

31

WORKING FAMILY TAX CREDITS



Households receiving EITC*

5,015



State EITC impact

\$767,422



Tax filers receiving EITC

31%



Average state EITC

\$153

*The Earned Income Tax Credit (EITC) is a benefit for working people with low to moderate income. To qualify, you must meet certain requirements and file a tax return, even if you do not owe any tax or are not required to file.

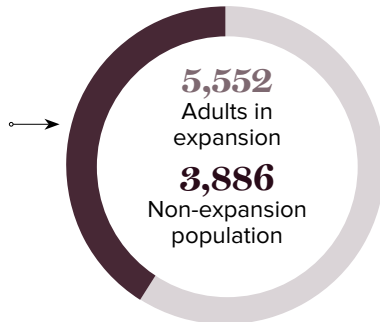
MEDICAID

Total individuals receiving Medicaid

9,438

Children receiving Medicaid

7,013



CASH ASSISTANCE

	FITAP	KCSP
Households	17	12
Average amount per recipient	\$75	\$147
Total monthly distribution	\$3,232	\$4,718

*The Family Independence Temporary Assistance Program (FITAP) provides cash assistance to very low-income families with children who meet specific criteria.

*The Kinship Care Subsidy Program (KCSP) provides cash assistance to qualifying relatives who are caring for one or more children in the absence of the children's parents.

FOOD ASSISTANCE



SNAP recipients

8,117



SNAP retailers

22



Households receiving SNAP*

3,550



Monthly benefits redeemed at district retailers

\$531,553



Total monthly benefits

\$1,700,692

*The Supplemental Nutrition Assistance Program (SNAP, also called Food Stamps) provides food assistance benefits to people and families with low incomes.