

BY THE NUMBERS



DEMOGRAPHICS

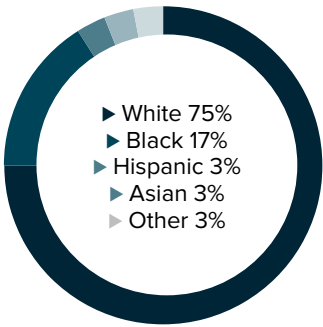


Population
45,767




Number of households
16,701

Racial distribution



Education level



ECONOMY

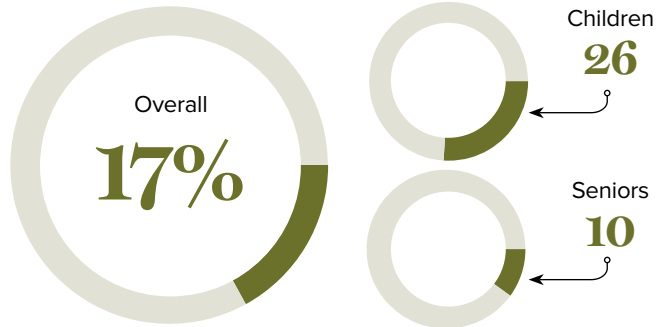


Median household income
\$63,412



Median value of owner-occupied housing
\$165,800

Poverty rates



PUBLIC SCHOOLS

District	Enrollment	Economically disadvantaged
Iberia	11,868	77%
Lafayette	31,403	67%
St. Martin	7,470	76%

HIGHER EDUCATION

Number of students receiving GO Grants
147

Number of students receiving TOPS

694

TOPS breakdown

Opportunity	Performance
309	203
Honors	Tech
156	26

WORKING FAMILY TAX CREDITS



Households receiving EITC*

4,454



State EITC impact

\$649,912



Tax filers receiving EITC

23%



Average state EITC

\$146

*The Earned Income Tax Credit (EITC) is a benefit for working people with low to moderate income. To qualify, you must meet certain requirements and file a tax return, even if you do not owe any tax or are not required to file.

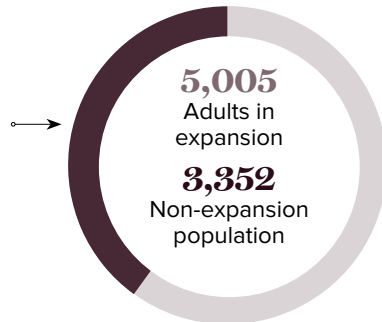
MEDICAID

Total individuals receiving Medicaid

8,357

Children receiving Medicaid

6,482



CASH ASSISTANCE

	FITAP	KCSP
Households	11	10
Average amount per recipient	\$83	\$158
Total monthly distribution	\$2,000	\$4,422

*The Family Independence Temporary Assistance Program (FITAP) provides cash assistance to very low-income families with children who meet specific criteria.

*The Kinship Care Subsidy Program (KCSP) provides cash assistance to qualifying relatives who are caring for one or more children in the absence of the children's parents.

FOOD ASSISTANCE



SNAP recipients

7,064



SNAP retailers

29



Households receiving SNAP*

3,116



Monthly benefits redeemed at district retailers

\$577,137



Total monthly benefits

\$1,486,574

*The Supplemental Nutrition Assistance Program (SNAP, also called Food Stamps) provides food assistance benefits to people and families with low incomes.