

BY THE NUMBERS



DEMOGRAPHICS



Population

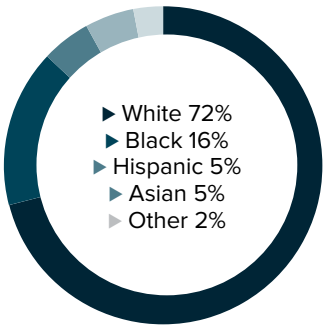
42,946



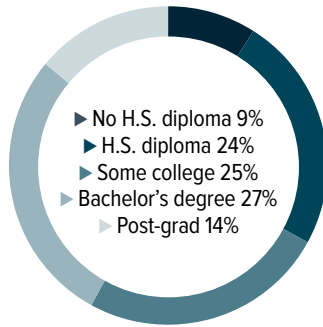
Number of households

18,435

Racial distribution



Education level



ECONOMY



Median household income

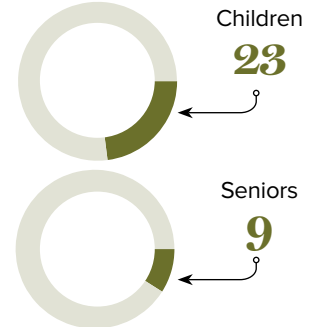
\$49,826



Median value of owner-occupied housing

\$191,400

Poverty rates



PUBLIC SCHOOLS

District	Enrollment	Economically disadvantaged
Lafayette	31,403	67%

HIGHER EDUCATION

Number of students receiving GO Grants **178**

Number of students receiving TOPS

670

TOPS breakdown

Opportunity	Performance
236	208
Honors	Tech
205	21

WORKING FAMILY TAX CREDITS



Households receiving EITC*

3,909



State EITC impact

\$520,262



Tax filers receiving EITC

21%



Average state EITC

\$133

*The Earned Income Tax Credit (EITC) is a benefit for working people with low to moderate income. To qualify, you must meet certain requirements and file a tax return, even if you do not owe any tax or are not required to file.

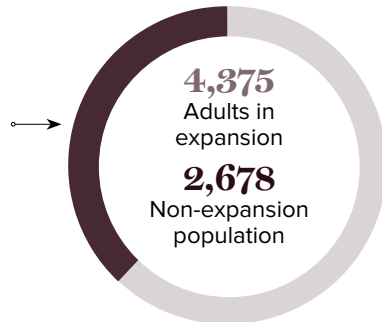
MEDICAID

Total individuals receiving Medicaid

7,053

Children receiving Medicaid

4,661



CASH ASSISTANCE

	FITAP	KCSP
Households	16	3
Average amount per recipient	\$75	\$174
Total monthly distribution	\$3,378	\$1,917

*The Family Independence Temporary Assistance Program (FITAP) provides cash assistance to very low-income families with children who meet specific criteria.

*The Kinship Care Subsidy Program (KCSP) provides cash assistance to qualifying relatives who are caring for one or more children in the absence of the children's parents.

FOOD ASSISTANCE



SNAP recipients

5,392



SNAP retailers

50



Households receiving SNAP*

2,686



Monthly benefits redeemed at district retailers

\$3,336,986



Total monthly benefits

\$1,141,614

*The Supplemental Nutrition Assistance Program (SNAP, also called Food Stamps) provides food assistance benefits to people and families with low incomes.