

BY THE NUMBERS



DEMOGRAPHICS



Population

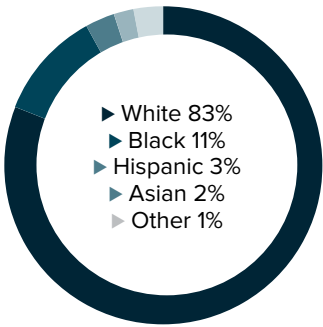
50,030



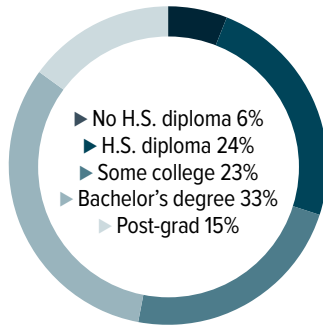
Number of households

19,754

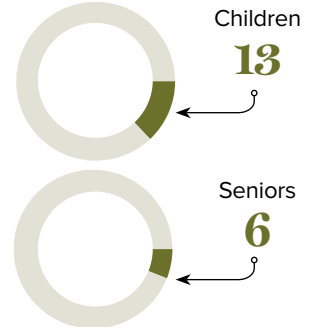
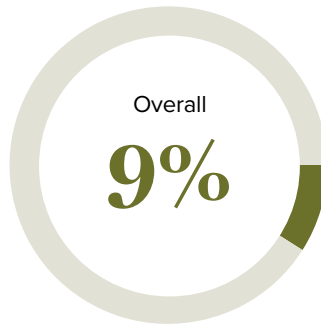
Racial distribution



Education level



Poverty rates



ECONOMY



Median household income

\$73,025



Median value of owner-occupied housing

\$242,300

PUBLIC SCHOOLS

District	Enrollment	Economically disadvantaged
Lafayette	31,403	67%

HIGHER EDUCATION

Number of students receiving GO Grants **140**

Number of students receiving TOPS

TOPS breakdown

Opportunity	Performance
388	324
Honors	Tech
301	22

WORKING FAMILY TAX CREDITS



Households receiving EITC*

3,312



State EITC impact

\$422,394



Tax filers receiving EITC

14%



Average state EITC

\$128

*The Earned Income Tax Credit (EITC) is a benefit for working people with low to moderate income. To qualify, you must meet certain requirements and file a tax return, even if you do not owe any tax or are not required to file.

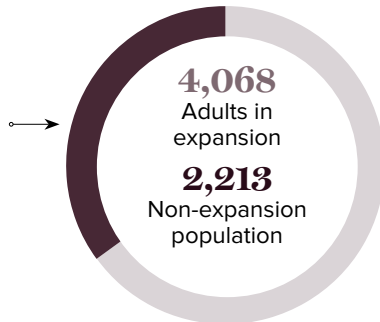
MEDICAID

Total individuals receiving Medicaid

6,281

Children receiving Medicaid

4,844



CASH ASSISTANCE

	FITAP	KCSP
Households	9	3
Average amount per recipient	\$85	\$91
Total monthly distribution	\$1,452	\$548

*The Family Independence Temporary Assistance Program (FITAP) provides cash assistance to very low-income families with children who meet specific criteria.

*The Kinship Care Subsidy Program (KCSP) provides cash assistance to qualifying relatives who are caring for one or more children in the absence of the children's parents.

FOOD ASSISTANCE



SNAP recipients

4,281



SNAP retailers

36



Households receiving SNAP*

1,974



Monthly benefits redeemed at district retailers

\$1,747,556



Total monthly benefits

\$907,390

*The Supplemental Nutrition Assistance Program (SNAP, also called Food Stamps) provides food assistance benefits to people and families with low incomes.