

BY THE NUMBERS



DEMOGRAPHICS



Population

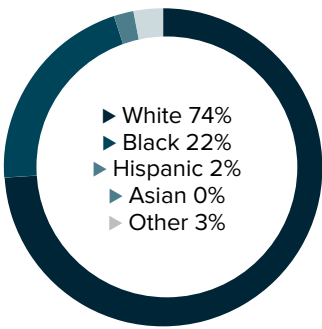
41,386



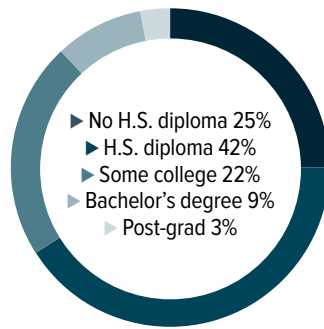
Number of households

14,789

Racial distribution



Education level



ECONOMY



Median household income

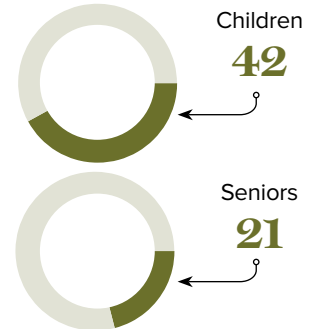
\$35,701



Median value of owner-occupied housing

\$110,000

Poverty rates



PUBLIC SCHOOLS

District	Enrollment	Economically disadvantaged
Acadia	9,563	75%
Lafayette	31,403	67%

HIGHER EDUCATION

Number of students receiving GO Grants **96**

Number of students receiving TOPS

399

TOPS breakdown

Opportunity

183

Honors

87

Performance

98

Tech

31

WORKING FAMILY TAX CREDITS



Households receiving EITC*

4,476



State EITC impact

\$641,982



Tax filers receiving EITC

29%



Average state EITC

\$143

*The Earned Income Tax Credit (EITC) is a benefit for working people with low to moderate income. To qualify, you must meet certain requirements and file a tax return, even if you do not owe any tax or are not required to file.

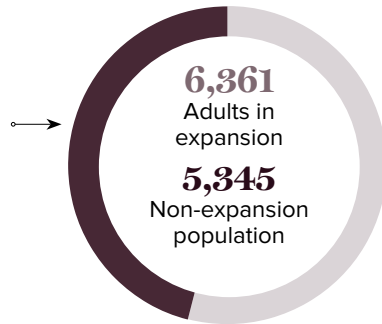
MEDICAID

Total individuals receiving Medicaid

11,706

Children receiving Medicaid

8,209



CASH ASSISTANCE

	FITAP	KCSP
Households	18	25
Average amount per recipient	\$83	\$148
Total monthly distribution	\$4,133	\$9,761

*The Family Independence Temporary Assistance Program (FITAP) provides cash assistance to very low-income families with children who meet specific criteria.

*The Kinship Care Subsidy Program (KCSP) provides cash assistance to qualifying relatives who are caring for one or more children in the absence of the children's parents.

FOOD ASSISTANCE



SNAP recipients

9,987



SNAP retailers

41



Households receiving SNAP*

4,717



Monthly benefits redeemed at district retailers

\$2,342,008



Total monthly benefits

\$2,112,551

*The Supplemental Nutrition Assistance Program (SNAP, also called Food Stamps) provides food assistance benefits to people and families with low incomes.