

BY THE NUMBERS



DEMOGRAPHICS

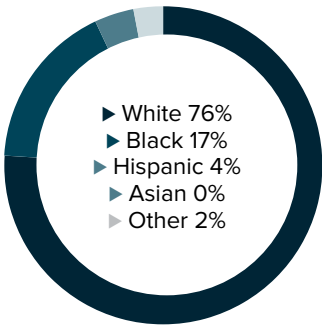


Population
43,715

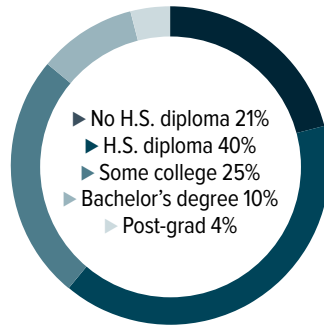


Number of households
15,407

Racial distribution



Education level



ECONOMY

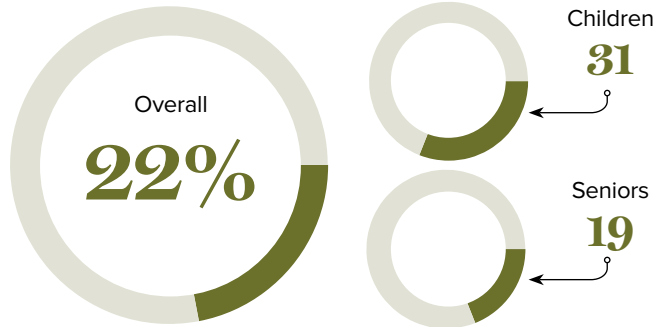


Median household income
\$46,846



Median value of owner-occupied housing
\$120,700

Poverty rates



PUBLIC SCHOOLS

District	Enrollment	Economically disadvantaged
Acadia	9,563	75%
Evangeline	5,724	75%
St. Landry	12,654	83%

HIGHER EDUCATION

Number of students receiving GO Grants **121**

Number of students receiving TOPS

555

TOPS breakdown

Opportunity	Performance
236	162
Honors	Tech
106	51

WORKING FAMILY TAX CREDITS



Households receiving EITC*

4,814



State EITC impact

\$684,857



Tax filers receiving EITC

28%



Average state EITC

\$142

*The Earned Income Tax Credit (EITC) is a benefit for working people with low to moderate income. To qualify, you must meet certain requirements and file a tax return, even if you do not owe any tax or are not required to file.

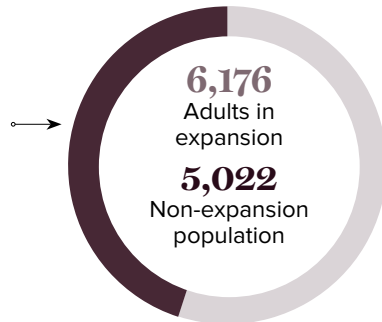
MEDICAID

Total individuals receiving Medicaid

11,198

Children receiving Medicaid

8,208



CASH ASSISTANCE

	FITAP	KCSP
Households	18	11
Average amount per recipient	\$81	\$163
Total monthly distribution	\$3,900	\$5,054

*The Family Independence Temporary Assistance Program (FITAP) provides cash assistance to very low-income families with children who meet specific criteria.

*The Kinship Care Subsidy Program (KCSP) provides cash assistance to qualifying relatives who are caring for one or more children in the absence of the children's parents.

FOOD ASSISTANCE



SNAP recipients

9,050



SNAP retailers

38



Households receiving SNAP*

4,098



Monthly benefits redeemed at district retailers

\$1,642,101



Total monthly benefits

\$1,907,144

*The Supplemental Nutrition Assistance Program (SNAP, also called Food Stamps) provides food assistance benefits to people and families with low incomes.