

BY THE NUMBERS



DEMOGRAPHICS

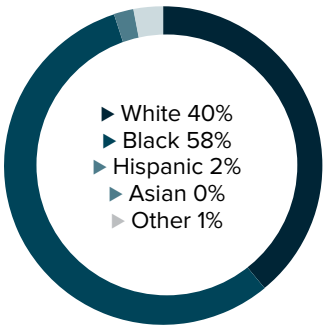


Population
41,402

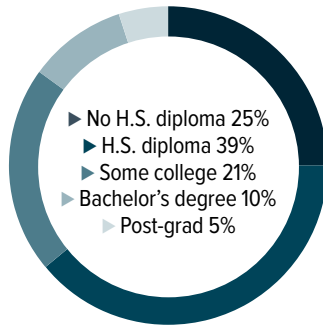


Number of households
15,220

Racial distribution



Education level



ECONOMY

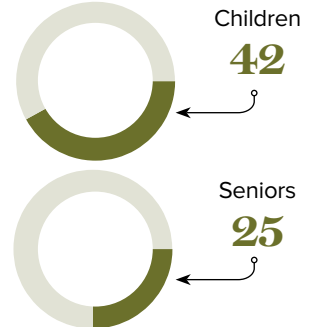
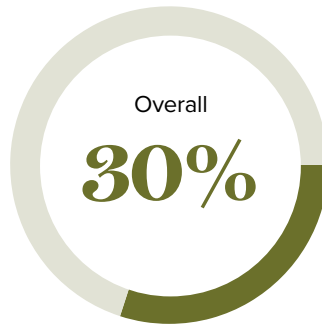


Median household income
\$31,919



Median value of owner-occupied housing
\$111,100

Poverty rates



PUBLIC SCHOOLS

District	Enrollment	Economically disadvantaged
St. Landry	12,654	83%

HIGHER EDUCATION

Number of students receiving GO Grants **155**

Number of students receiving TOPS

384

TOPS breakdown

Opportunity

168

Honors

86

Performance

99

Tech

31

WORKING FAMILY TAX CREDITS



Households receiving EITC*

5,408



State EITC impact

\$857,677



Tax filers receiving EITC

34%



Average state EITC

\$159

*The Earned Income Tax Credit (EITC) is a benefit for working people with low to moderate income. To qualify, you must meet certain requirements and file a tax return, even if you do not owe any tax or are not required to file.

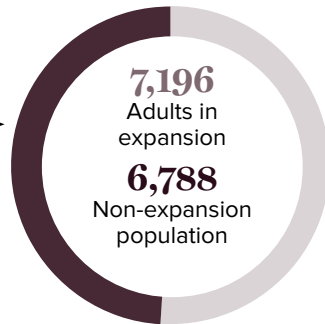
MEDICAID

Total individuals receiving Medicaid

13,984

Children receiving Medicaid

9,976



CASH ASSISTANCE

	FITAP	KCSP
Households	40	22
Average amount per recipient	\$75	\$142
Total monthly distribution	\$8,743	\$9,074

*The Family Independence Temporary Assistance Program (FITAP) provides cash assistance to very low-income families with children who meet specific criteria.

*The Kinship Care Subsidy Program (KCSP) provides cash assistance to qualifying relatives who are caring for one or more children in the absence of the children's parents.

FOOD ASSISTANCE



SNAP recipients

13,058



SNAP retailers

49



Households receiving SNAP*

6,214



Monthly benefits redeemed at district retailers

\$2,352,528



Total monthly benefits

\$2,758,855

*The Supplemental Nutrition Assistance Program (SNAP, also called Food Stamps) provides food assistance benefits to people and families with low incomes.