

BY THE NUMBERS



DEMOGRAPHICS



Population

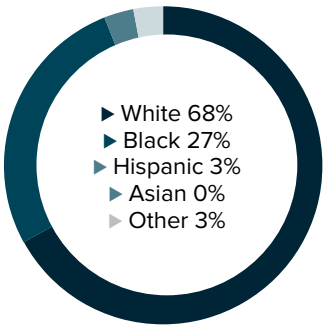
40,945




Number of households

15,306

Racial distribution



Education level



ECONOMY



Median household income

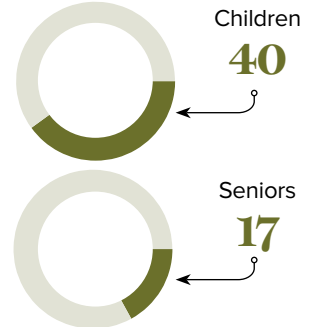
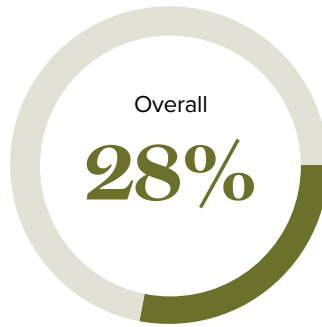
\$32,921



Median value of owner-occupied housing

\$94,800

Poverty rates



PUBLIC SCHOOLS

District	Enrollment	Economically disadvantaged
Evangeline	5,724	75%
St. Landry	12,654	83%

HIGHER EDUCATION

Number of students receiving GO Grants **119**

Number of students receiving TOPS

431

TOPS breakdown

Opportunity

180

Honors

74

Performance

145

Tech

32

WORKING FAMILY TAX CREDITS



Households receiving EITC*

4,600



State EITC impact

\$694,548



Tax filers receiving EITC

31%



Average state EITC

\$151

*The Earned Income Tax Credit (EITC) is a benefit for working people with low to moderate income. To qualify, you must meet certain requirements and file a tax return, even if you do not owe any tax or are not required to file.

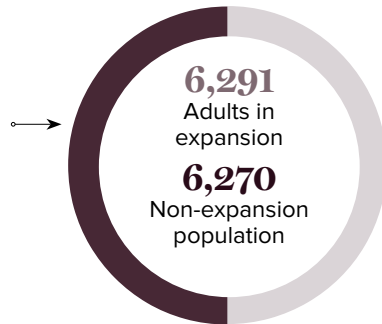
MEDICAID

Total individuals receiving Medicaid

12,561

Children receiving Medicaid

8,582



CASH ASSISTANCE

	FITAP	KCSP
Households	27	20
Average amount per recipient	\$73	\$170
Total monthly distribution	\$5,948	\$8,984

*The Family Independence Temporary Assistance Program (FITAP) provides cash assistance to very low-income families with children who meet specific criteria.

*The Kinship Care Subsidy Program (KCSP) provides cash assistance to qualifying relatives who are caring for one or more children in the absence of the children's parents.

FOOD ASSISTANCE



SNAP recipients

10,064



SNAP retailers

48



Households receiving SNAP*

4,736



Monthly benefits redeemed at district retailers

\$1,642,786



Total monthly benefits

\$2,136,963

*The Supplemental Nutrition Assistance Program (SNAP, also called Food Stamps) provides food assistance benefits to people and families with low incomes.