

BY THE NUMBERS



DEMOGRAPHICS

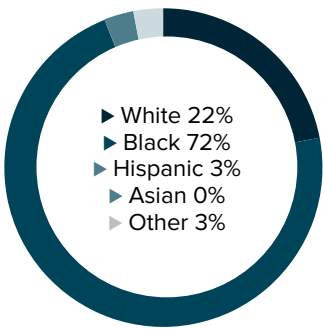


Population
45,847

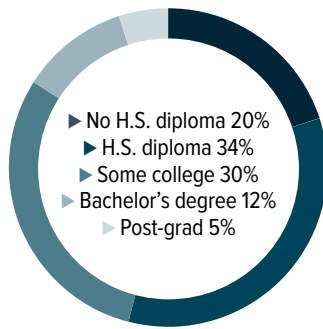


Number of households
18,606

Racial distribution



Education level



ECONOMY

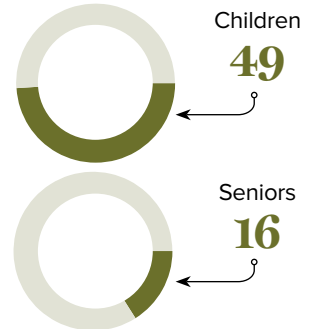


Median household income
\$34,144



Median value of owner-occupied housing
\$117,300

Poverty rates



PUBLIC SCHOOLS

District	Enrollment	Economically disadvantaged
Calcasieu	27,584	77%

HIGHER EDUCATION

Number of students receiving GO Grants **188**

Number of students receiving TOPS

236

TOPS breakdown

Opportunity

106

Honors

33

Performance

64

Tech

33

WORKING FAMILY TAX CREDITS



Households receiving EITC*

6,659



State EITC impact

\$953,240



Tax filers receiving EITC

34%



Average state EITC

\$143

*The Earned Income Tax Credit (EITC) is a benefit for working people with low to moderate income. To qualify, you must meet certain requirements and file a tax return, even if you do not owe any tax or are not required to file.

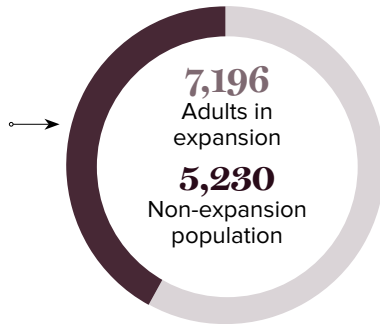
MEDICAID

Total individuals receiving Medicaid

12,426

Children receiving Medicaid

8,939



CASH ASSISTANCE

	FITAP	KCSP
Households	18	16
Average amount per recipient	\$86	\$151
Total monthly distribution	\$3,701	\$7,252

*The Family Independence Temporary Assistance Program (FITAP) provides cash assistance to very low-income families with children who meet specific criteria.

*The Kinship Care Subsidy Program (KCSP) provides cash assistance to qualifying relatives who are caring for one or more children in the absence of the children's parents.

FOOD ASSISTANCE



SNAP recipients

11,439



SNAP retailers

33



Households receiving SNAP*

5,401



Monthly benefits redeemed at district retailers

\$1,333,880



Total monthly benefits

\$2,420,503

*The Supplemental Nutrition Assistance Program (SNAP, also called Food Stamps) provides food assistance benefits to people and families with low incomes.