

BY THE NUMBERS



DEMOGRAPHICS

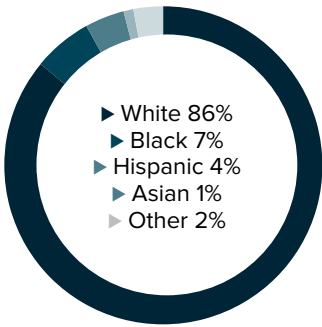


Population
44,573

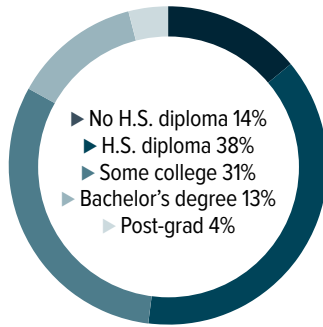


Number of households
19,509

Racial distribution



Education level



ECONOMY

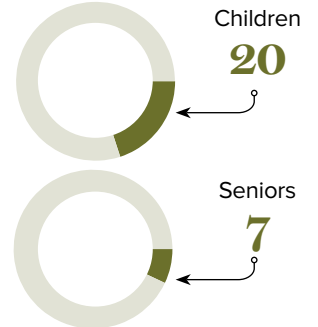
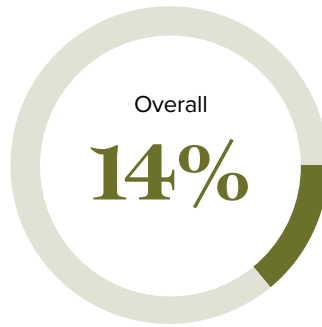


Median household income
\$53,951



Median value of owner-occupied housing
\$136,100

Poverty rates



PUBLIC SCHOOLS

District	Enrollment	Economically disadvantaged
Calcasieu	27,584	77%

HIGHER EDUCATION

Number of students receiving GO Grants **140**

Number of students receiving TOPS

598

TOPS breakdown

Opportunity	Performance
259	180
Honors	Tech
115	44

WORKING FAMILY TAX CREDITS



Households receiving EITC*

3,601



State EITC impact

\$485,900



Tax filers receiving EITC

19%



Average state EITC

\$135

*The Earned Income Tax Credit (EITC) is a benefit for working people with low to moderate income. To qualify, you must meet certain requirements and file a tax return, even if you do not owe any tax or are not required to file.

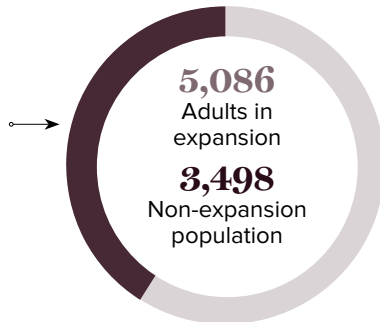
MEDICAID

Total individuals receiving Medicaid

8,584

Children receiving Medicaid

7,138



CASH ASSISTANCE

	FITAP	KCSP
Households	8	12
Average amount per recipient	\$94	\$132
Total monthly distribution	\$1,318	\$5,016

*The Family Independence Temporary Assistance Program (FITAP) provides cash assistance to very low-income families with children who meet specific criteria.

*The Kinship Care Subsidy Program (KCSP) provides cash assistance to qualifying relatives who are caring for one or more children in the absence of the children's parents.

FOOD ASSISTANCE



SNAP recipients

5,987



SNAP retailers

29



Households receiving SNAP*

2,705



Monthly benefits redeemed at district retailers

\$835,130



Total monthly benefits

\$1,264,969

*The Supplemental Nutrition Assistance Program (SNAP, also called Food Stamps) provides food assistance benefits to people and families with low incomes.