

BY THE NUMBERS



DEMOGRAPHICS



Population

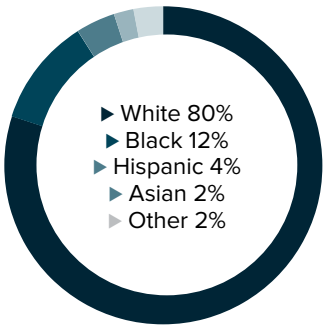
50,203



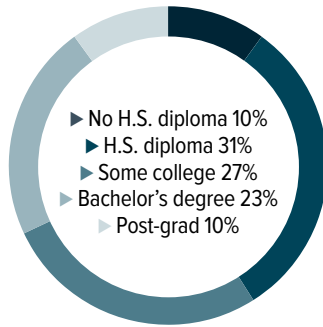
Number of households

18,262

Racial distribution



Education level



ECONOMY



Median household income

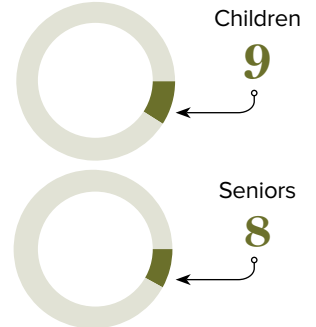
\$75,896



Median value of owner-occupied housing

\$192,700

Poverty rates



PUBLIC SCHOOLS

District	Enrollment	Economically disadvantaged
Lafayette	31,403	67%
Vermilion	9,586	66%

HIGHER EDUCATION

Number of students receiving GO Grants **125**

Number of students receiving TOPS

883

TOPS breakdown

Opportunity	Performance
320	267
Honors	Tech
266	30

WORKING FAMILY TAX CREDITS



Households receiving EITC*

3,431



State EITC impact

\$445,169



Tax filers receiving EITC

18%



Average state EITC

\$130

*The Earned Income Tax Credit (EITC) is a benefit for working people with low to moderate income. To qualify, you must meet certain requirements and file a tax return, even if you do not owe any tax or are not required to file.

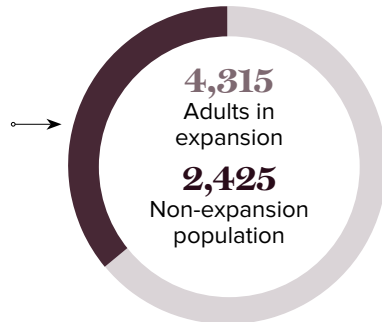
MEDICAID

Total individuals receiving Medicaid

6,740

Children receiving Medicaid

5,538



CASH ASSISTANCE

	FITAP	KCSP
Households	11	12
Average amount per recipient	\$71	\$124
Total monthly distribution	\$2,854	\$5,204

*The Family Independence Temporary Assistance Program (FITAP) provides cash assistance to very low-income families with children who meet specific criteria.

*The Kinship Care Subsidy Program (KCSP) provides cash assistance to qualifying relatives who are caring for one or more children in the absence of the children's parents.

FOOD ASSISTANCE



SNAP recipients

5,085



SNAP retailers

28



Households receiving SNAP*

2,197



Monthly benefits redeemed at district retailers

\$646,093



Total monthly benefits

\$1,064,231

*The Supplemental Nutrition Assistance Program (SNAP, also called Food Stamps) provides food assistance benefits to people and families with low incomes.