

BY THE NUMBERS



DEMOGRAPHICS



Population

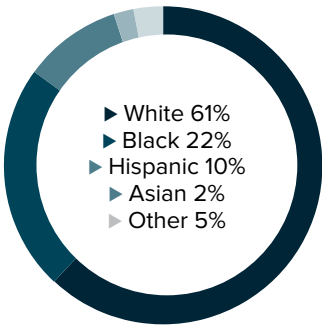
43,419



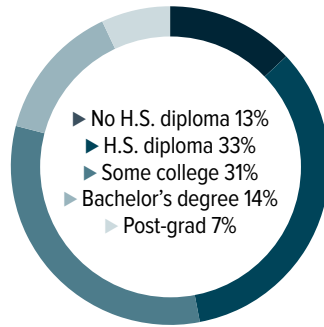
Number of households

19,812

Racial distribution



Education level



ECONOMY



Median household income

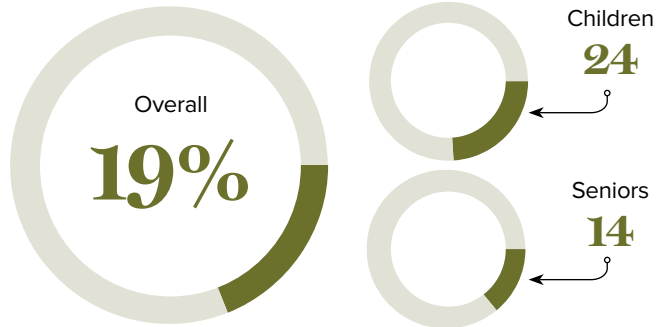
\$47,771



Median value of owner-occupied housing

\$136,500

Poverty rates



PUBLIC SCHOOLS

District	Enrollment	Economically disadvantaged
Beauregard	5,788	70%
Vernon	8,067	69%

HIGHER EDUCATION

Number of students receiving GO Grants **120**

Number of students receiving TOPS

339

TOPS breakdown

Opportunity

139

Honors

76

Performance

101

Tech

23

WORKING FAMILY TAX CREDITS



Households receiving EITC*

3,923



State EITC impact

\$524,685



Tax filers receiving EITC

24%



Average state EITC

\$134

*The Earned Income Tax Credit (EITC) is a benefit for working people with low to moderate income. To qualify, you must meet certain requirements and file a tax return, even if you do not owe any tax or are not required to file.

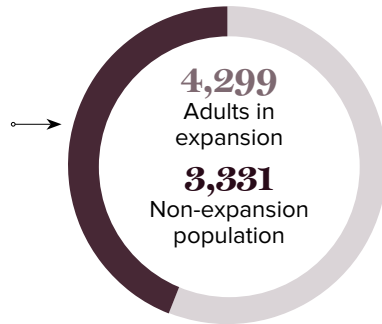
MEDICAID

Total individuals receiving Medicaid

7,630

Children receiving Medicaid

5,584



CASH ASSISTANCE

	FITAP	KCSP
Households	8	9
Average amount per recipient	\$74	\$155
Total monthly distribution	\$1,856	\$4,192

*The Family Independence Temporary Assistance Program (FITAP) provides cash assistance to very low-income families with children who meet specific criteria.

*The Kinship Care Subsidy Program (KCSP) provides cash assistance to qualifying relatives who are caring for one or more children in the absence of the children's parents.

FOOD ASSISTANCE



SNAP recipients

5,677



SNAP retailers

37



Households receiving SNAP*

2,598



Monthly benefits redeemed at district retailers

\$1,964,087



Total monthly benefits

\$1,201,154

*The Supplemental Nutrition Assistance Program (SNAP, also called Food Stamps) provides food assistance benefits to people and families with low incomes.