

BY THE NUMBERS



DEMOGRAPHICS



Population

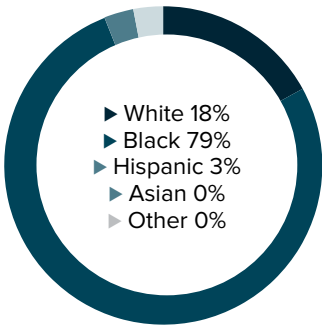
41,953



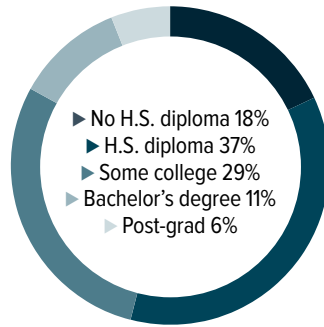
Number of households

14,224

Racial distribution



Education level



ECONOMY



Median household income

\$38,123



Median value of owner-occupied housing

\$119,500

Poverty rates



PUBLIC SCHOOLS

District	Enrollment	Economically disadvantaged
East Baton Rouge	40,735	79%
West Baton Rouge	4,079	72%

HIGHER EDUCATION

Number of students receiving GO Grants **164**

Number of students receiving TOPS

290

TOPS breakdown

Opportunity

146

Honors

69

Performance

61

Tech

14

WORKING FAMILY TAX CREDITS



Households receiving EITC*

6,457



State EITC impact

\$1,036,495



Tax filers receiving EITC

40%



Average state EITC

\$161

*The Earned Income Tax Credit (EITC) is a benefit for working people with low to moderate income. To qualify, you must meet certain requirements and file a tax return, even if you do not owe any tax or are not required to file.

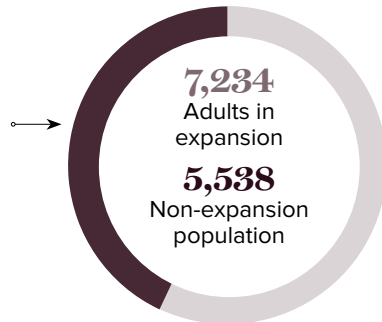
MEDICAID

Total individuals receiving Medicaid

12,772

Children receiving Medicaid

9,311



CASH ASSISTANCE

	FITAP	KCSP
Households	41	21
Average amount per recipient	\$73	\$130
Total monthly distribution	\$9,076	\$7,276

*The Family Independence Temporary Assistance Program (FITAP) provides cash assistance to very low-income families with children who meet specific criteria.

*The Kinship Care Subsidy Program (KCSP) provides cash assistance to qualifying relatives who are caring for one or more children in the absence of the children's parents.

FOOD ASSISTANCE



SNAP recipients

12,923



SNAP retailers

45



Households receiving SNAP*

6,065



Monthly benefits redeemed at district retailers

\$2,271,194



Total monthly benefits

\$2,733,331

*The Supplemental Nutrition Assistance Program (SNAP, also called Food Stamps) provides food assistance benefits to people and families with low incomes.