

BY THE NUMBERS



DEMOGRAPHICS



Population

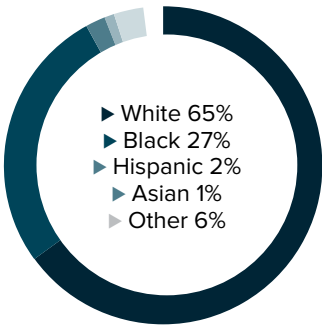
40,669




Number of households

15,163

Racial distribution



Education level



ECONOMY



Median household income

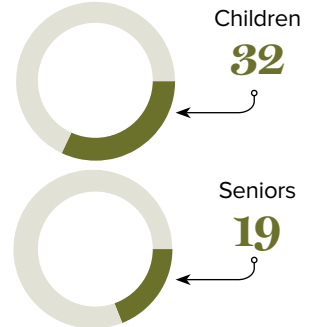
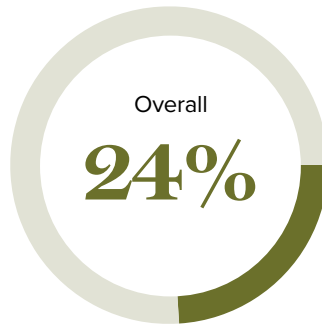
\$38,565



Median value of owner-occupied housing

\$104,200

Poverty rates



PUBLIC SCHOOLS

District	Enrollment	Economically disadvantaged
Avoyelles	5,097	82%

HIGHER EDUCATION

Number of students receiving GO Grants **122**

Number of students receiving TOPS

312

TOPS breakdown

Opportunity

140

Honors

45

Performance

97

Tech

30

WORKING FAMILY TAX CREDITS



Households receiving EITC*

4,915



State EITC impact

\$738,617



Tax filers receiving EITC

32%



Average state EITC

\$150

*The Earned Income Tax Credit (EITC) is a benefit for working people with low to moderate income. To qualify, you must meet certain requirements and file a tax return, even if you do not owe any tax or are not required to file.

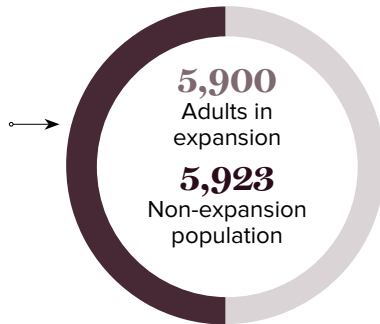
MEDICAID

Total individuals receiving Medicaid

11,823

Children receiving Medicaid

7,865



CASH ASSISTANCE

	FITAP	KCSP
Households	15	11
Average amount per recipient	\$71	\$150
Total monthly distribution	\$2,978	\$5,252

*The Family Independence Temporary Assistance Program (FITAP) provides cash assistance to very low-income families with children who meet specific criteria.

*The Kinship Care Subsidy Program (KCSP) provides cash assistance to qualifying relatives who are caring for one or more children in the absence of the children's parents.

FOOD ASSISTANCE



SNAP recipients

9,898



SNAP retailers

47



Households receiving SNAP*

4,692



Monthly benefits redeemed at district retailers

\$958,227



Total monthly benefits

\$2,310,809

*The Supplemental Nutrition Assistance Program (SNAP, also called Food Stamps) provides food assistance benefits to people and families with low incomes.