

BY THE NUMBERS



DEMOGRAPHICS



Population

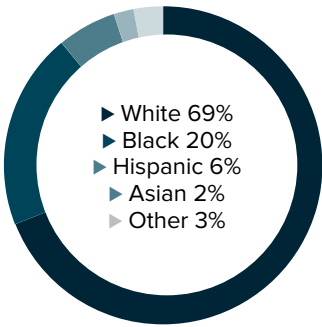
44,933



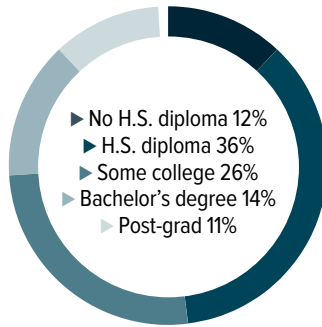
Number of households

17,348

Racial distribution



Education level



ECONOMY



Median household income

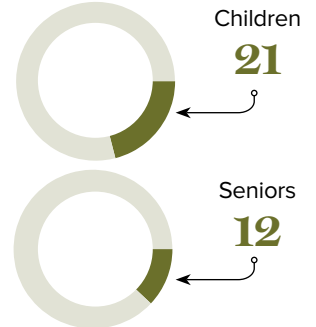
\$54,351



Median value of owner-occupied housing

\$153,700

Poverty rates



PUBLIC SCHOOLS

District	Enrollment	Economically disadvantaged
Rapides	22,580	75%

HIGHER EDUCATION

Number of students receiving GO Grants **207**

Number of students receiving TOPS

626

TOPS breakdown

Opportunity	Performance
244	188
Honors	Tech
172	22

WORKING FAMILY TAX CREDITS



Households receiving EITC*

4,348



State EITC impact

\$598,290



Tax filers receiving EITC

24%



Average state EITC

\$138

*The Earned Income Tax Credit (EITC) is a benefit for working people with low to moderate income. To qualify, you must meet certain requirements and file a tax return, even if you do not owe any tax or are not required to file.

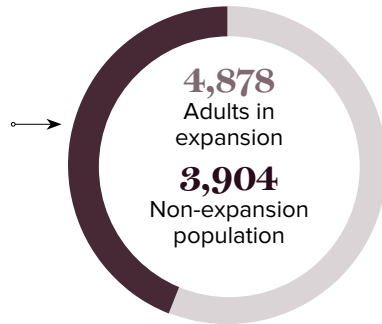
MEDICAID

Total individuals receiving Medicaid

8,782

Children receiving Medicaid

6,794



CASH ASSISTANCE

	FITAP	KCSP
Households	13	12
Average amount per recipient	\$82	\$150
Total monthly distribution	\$2,633	\$5,694

*The Family Independence Temporary Assistance Program (FITAP) provides cash assistance to very low-income families with children who meet specific criteria.

*The Kinship Care Subsidy Program (KCSP) provides cash assistance to qualifying relatives who are caring for one or more children in the absence of the children's parents.

FOOD ASSISTANCE



SNAP recipients

6,319



SNAP retailers

32



Households receiving SNAP*

2,826



Monthly benefits redeemed at district retailers

\$1,607,342



Total monthly benefits

\$1,332,307

*The Supplemental Nutrition Assistance Program (SNAP, also called Food Stamps) provides food assistance benefits to people and families with low incomes.