

BY THE NUMBERS



DEMOGRAPHICS

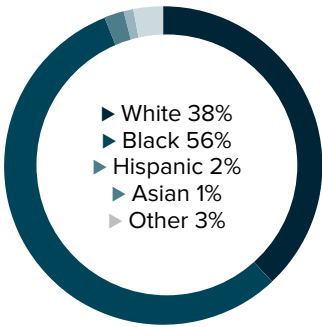


Population
40,617

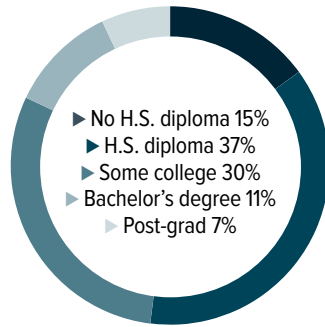


Number of households
15,731

Racial distribution



Education level



ECONOMY

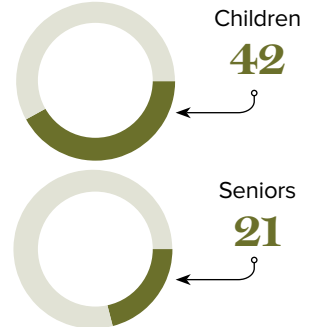
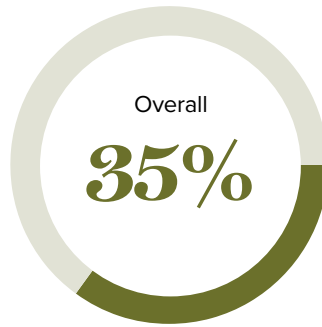


Median household income
\$26,978



Median value of owner-occupied housing
\$114,400

Poverty rates



PUBLIC SCHOOLS

District	Enrollment	Economically disadvantaged
Natchitoches	5,592	78%
Red River	1,393	86%

HIGHER EDUCATION

Number of students receiving GO Grants **247**

Number of students receiving TOPS

289

TOPS breakdown

Opportunity

146

Honors

55

Performance

68

Tech

20

WORKING FAMILY TAX CREDITS



Households receiving EITC*

5,166



State EITC impact

\$761,414



Tax filers receiving EITC

33%



Average state EITC

\$147

*The Earned Income Tax Credit (EITC) is a benefit for working people with low to moderate income. To qualify, you must meet certain requirements and file a tax return, even if you do not owe any tax or are not required to file.

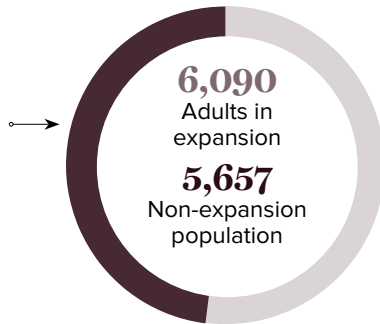
MEDICAID

Total individuals receiving Medicaid

11,747

Children receiving Medicaid

8,079



CASH ASSISTANCE

	FITAP	KCSP
Households	25	15
Average amount per recipient	\$72	\$152
Total monthly distribution	\$5,215	\$6,066

*The Family Independence Temporary Assistance Program (FITAP) provides cash assistance to very low-income families with children who meet specific criteria.

*The Kinship Care Subsidy Program (KCSP) provides cash assistance to qualifying relatives who are caring for one or more children in the absence of the children's parents.

FOOD ASSISTANCE



SNAP recipients

10,268



SNAP retailers

33



Households receiving SNAP*

5,045



Monthly benefits redeemed at district retailers

\$2,271,012



Total monthly benefits

\$2,214,828

*The Supplemental Nutrition Assistance Program (SNAP, also called Food Stamps) provides food assistance benefits to people and families with low incomes.