

BY THE NUMBERS



DEMOGRAPHICS



Population

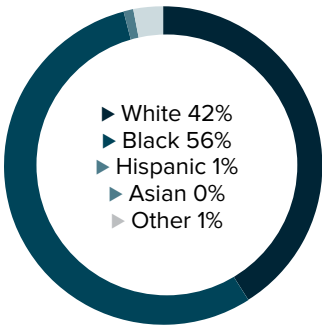
37,950



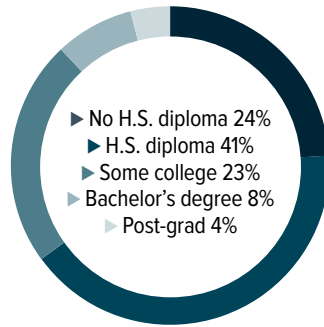
Number of households

13,402

Racial distribution



Education level



ECONOMY



Median household income

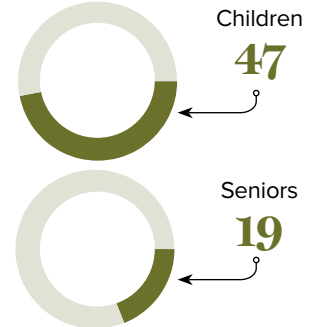
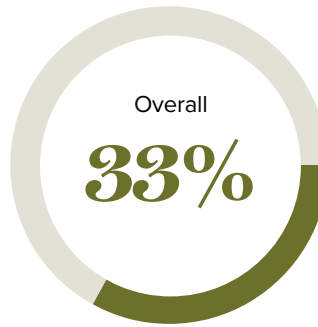
\$26,834



Median value of owner-occupied housing

\$74,400

Poverty rates



PUBLIC SCHOOLS

District	Enrollment	Economically disadvantaged
Catahoula	1,109	85%
Concordia	3,273	85%
East Carroll	826	98%
Madison	1,141	100%
Tensas	346	96%

HIGHER EDUCATION

Number of students receiving GO Grants **127**

Number of students receiving TOPS

169

TOPS breakdown

Opportunity

97

Honors

26

Performance

39

Tech

7

WORKING FAMILY TAX CREDITS



Households receiving EITC*

5,130



State EITC impact

\$818,551



Tax filers receiving EITC

40%



Average state EITC

\$160

*The Earned Income Tax Credit (EITC) is a benefit for working people with low to moderate income. To qualify, you must meet certain requirements and file a tax return, even if you do not owe any tax or are not required to file.

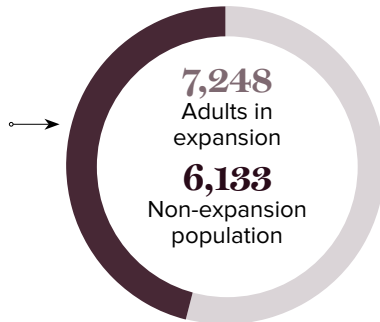
MEDICAID

Total individuals receiving Medicaid

13,381

Children receiving Medicaid

8,725



CASH ASSISTANCE

	FITAP	KCSP
Households	34	17
Average amount per recipient	\$82	\$147
Total monthly distribution	\$6,815	\$7,226

*The Family Independence Temporary Assistance Program (FITAP) provides cash assistance to very low-income families with children who meet specific criteria.

*The Kinship Care Subsidy Program (KCSP) provides cash assistance to qualifying relatives who are caring for one or more children in the absence of the children's parents.

FOOD ASSISTANCE



SNAP recipients

11,308



SNAP retailers

38



Households receiving SNAP*

5,436



Monthly benefits redeemed at district retailers

\$1,733,477



Total monthly benefits

\$2,410,489

*The Supplemental Nutrition Assistance Program (SNAP, also called Food Stamps) provides food assistance benefits to people and families with low incomes.