

BY THE NUMBERS



DEMOGRAPHICS

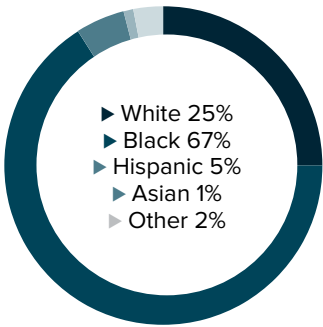


Population
37,568




Number of households
15,239

Racial distribution



Education level



ECONOMY

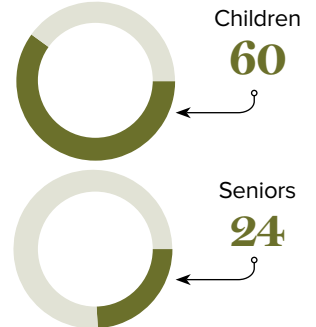
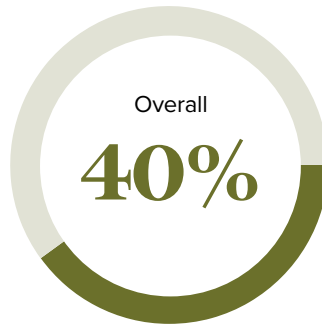


Median household income
\$25,388



Median value of owner-occupied housing
\$88,200

Poverty rates



PUBLIC SCHOOLS

District	Enrollment	Economically disadvantaged
Bossier	22,417	54%
Caddo	36,279	73%

HIGHER EDUCATION

Number of students receiving GO Grants
183

Number of students receiving TOPS

129

TOPS breakdown

Opportunity

68

Honors

28

Performance

30

Tech

3

WORKING FAMILY TAX CREDITS



Households receiving EITC*

6,263



State EITC impact

\$944,216



Tax filers receiving EITC

39%



Average state EITC

\$151

*The Earned Income Tax Credit (EITC) is a benefit for working people with low to moderate income. To qualify, you must meet certain requirements and file a tax return, even if you do not owe any tax or are not required to file.

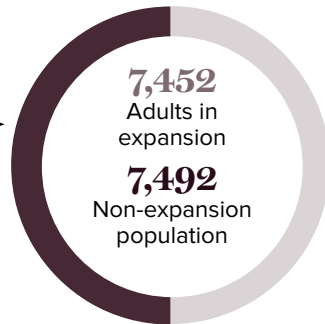
MEDICAID

Total individuals receiving Medicaid

14,944

Children receiving Medicaid

9,103



CASH ASSISTANCE

	FITAP	KCSP
Households	48	19
Average amount per recipient	\$81	\$154
Total monthly distribution	\$9,390	\$7,709

*The Family Independence Temporary Assistance Program (FITAP) provides cash assistance to very low-income families with children who meet specific criteria.

*The Kinship Care Subsidy Program (KCSP) provides cash assistance to qualifying relatives who are caring for one or more children in the absence of the children's parents.

FOOD ASSISTANCE



SNAP recipients

13,551



SNAP retailers

49



Households receiving SNAP*

7,047



Monthly benefits redeemed at district retailers

\$1,700,090



Total monthly benefits

\$2,908,371

*The Supplemental Nutrition Assistance Program (SNAP, also called Food Stamps) provides food assistance benefits to people and families with low incomes.