

BY THE NUMBERS



DEMOGRAPHICS

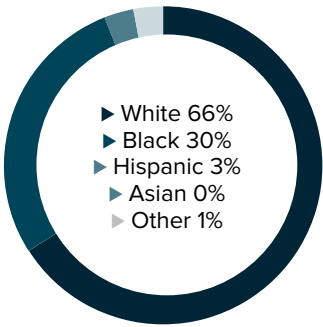


Population
42,356

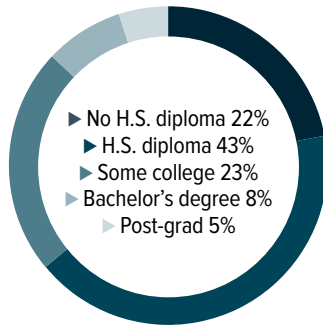


Number of households
15,650

Racial distribution



Education level



ECONOMY

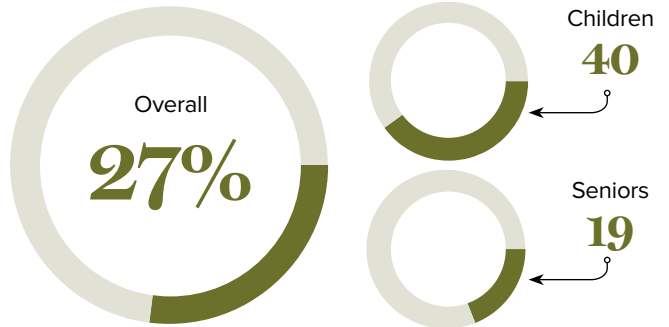


Median household income
\$36,184



Median value of owner-occupied housing
\$91,400

Poverty rates



PUBLIC SCHOOLS

District	Enrollment	Economically disadvantaged
East Carroll	826	98%
Madison	1,141	100%
Morehouse	3,335	86%
Ouachita	18,459	67%
Richland	2,724	83.60%
West Carroll	1,901	76%

HIGHER EDUCATION

Number of students receiving GO Grants **146**

Number of students receiving TOPS

333

TOPS breakdown

Opportunity

160

Honors

57

Performance

97

Tech

19

WORKING FAMILY TAX CREDITS



Households receiving EITC*

5,399



State EITC impact

\$822,272



Tax filers receiving EITC

35%



Average state EITC

\$152

*The Earned Income Tax Credit (EITC) is a benefit for working people with low to moderate income. To qualify, you must meet certain requirements and file a tax return, even if you do not owe any tax or are not required to file.

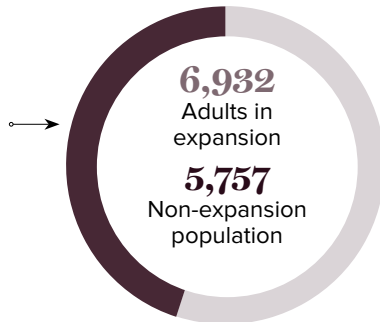
MEDICAID

Total individuals receiving Medicaid

12,689

Children receiving Medicaid

7,683



CASH ASSISTANCE

	FITAP	KCSP
Households	16	13
Average amount per recipient	\$81	\$166
Total monthly distribution	\$3,573	\$5,489

*The Family Independence Temporary Assistance Program (FITAP) provides cash assistance to very low-income families with children who meet specific criteria.

*The Kinship Care Subsidy Program (KCSP) provides cash assistance to qualifying relatives who are caring for one or more children in the absence of the children's parents.

FOOD ASSISTANCE



SNAP recipients

9,004



SNAP retailers

44



Households receiving SNAP*

4,307



Monthly benefits redeemed at district retailers

\$1,579,236



Total monthly benefits

\$1,922,665

*The Supplemental Nutrition Assistance Program (SNAP, also called Food Stamps) provides food assistance benefits to people and families with low incomes.