

BY THE NUMBERS



DEMOGRAPHICS



Population

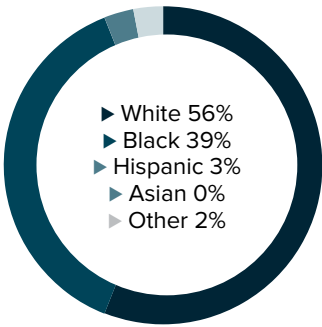
40,505



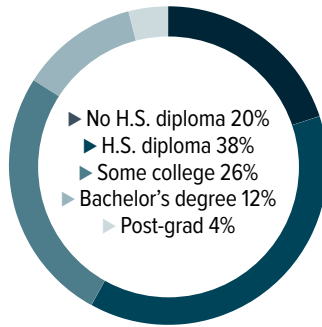
Number of households

14,371

Racial distribution



Education level



ECONOMY



Median household income

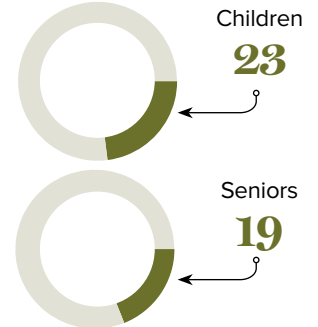
\$53,733



Median value of owner-occupied housing

\$155,600

Poverty rates



PUBLIC SCHOOLS

District	Enrollment	Economically disadvantaged
Iberville	4,450	81%
Pointe Coupee	2,722	78%
West Baton Rouge	4,079	72%
West Feliciana	2,197	50%

HIGHER EDUCATION

Number of students receiving GO Grants **106**

Number of students receiving TOPS

322

TOPS breakdown

Opportunity

155

Honors

61

Performance

87

Tech

19

WORKING FAMILY TAX CREDITS



Households receiving EITC*

4,284



State EITC impact

\$617,554



Tax filers receiving EITC

24%



Average state EITC

\$144

*The Earned Income Tax Credit (EITC) is a benefit for working people with low to moderate income. To qualify, you must meet certain requirements and file a tax return, even if you do not owe any tax or are not required to file.

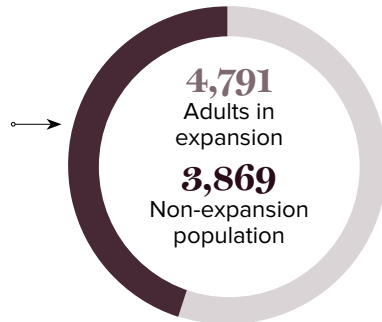
MEDICAID

Total individuals receiving Medicaid

8,660

Children receiving Medicaid

6,107



CASH ASSISTANCE

	FITAP	KCSP
Households	12	11
Average amount per recipient	\$82	\$147
Total monthly distribution	\$2,301	\$4,849

*The Family Independence Temporary Assistance Program (FITAP) provides cash assistance to very low-income families with children who meet specific criteria.

*The Kinship Care Subsidy Program (KCSP) provides cash assistance to qualifying relatives who are caring for one or more children in the absence of the children's parents.

FOOD ASSISTANCE



SNAP recipients

6,416



SNAP retailers

42



Households receiving SNAP*

3,052



Monthly benefits redeemed at district retailers

\$1,038,590



Total monthly benefits

\$1,364,043

*The Supplemental Nutrition Assistance Program (SNAP, also called Food Stamps) provides food assistance benefits to people and families with low incomes.