

BY THE NUMBERS



DEMOGRAPHICS

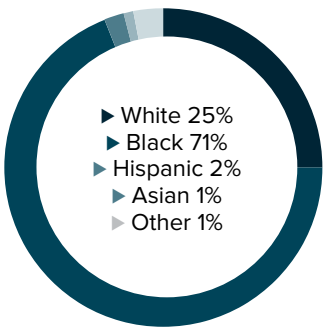


Population
41,365

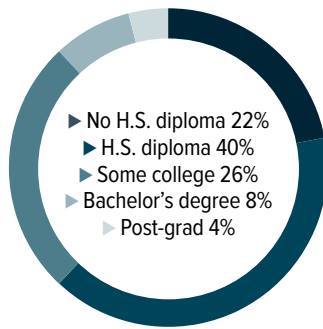


Number of households
14,205

Racial distribution



Education level



ECONOMY

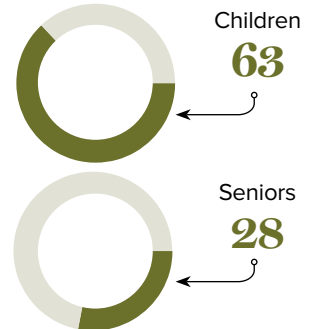
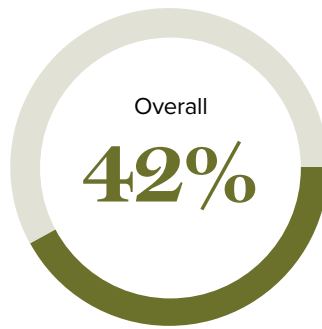


Median household income
\$26,516



Median value of owner-occupied housing
\$73,700

Poverty rates



PUBLIC SCHOOLS

District	Enrollment	Economically disadvantaged
Ouachita	18,459	67%

HIGHER EDUCATION

Number of students receiving GO Grants **227**

Number of students receiving TOPS

353

TOPS breakdown

Opportunity

152

Honors

83

Performance

99

Tech

19

WORKING FAMILY TAX CREDITS



Households receiving EITC*

6,986



State EITC impact

\$1,158,205



Tax filers receiving EITC

45%



Average state EITC

\$166

*The Earned Income Tax Credit (EITC) is a benefit for working people with low to moderate income. To qualify, you must meet certain requirements and file a tax return, even if you do not owe any tax or are not required to file.

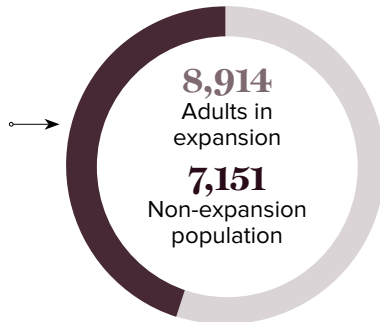
MEDICAID

Total individuals receiving Medicaid

16,065

Children receiving Medicaid

10,978



CASH ASSISTANCE

	FITAP	KCSP
Households	60	26
Average amount per recipient	\$78	\$138
Total monthly distribution	\$13,081	\$11,581

*The Family Independence Temporary Assistance Program (FITAP) provides cash assistance to very low-income families with children who meet specific criteria.

*The Kinship Care Subsidy Program (KCSP) provides cash assistance to qualifying relatives who are caring for one or more children in the absence of the children's parents.

FOOD ASSISTANCE



SNAP recipients

15,019



SNAP retailers

47



Households receiving SNAP*

7,143



Monthly benefits redeemed at district retailers

\$3,995,894



Total monthly benefits

\$3,180,002

*The Supplemental Nutrition Assistance Program (SNAP, also called Food Stamps) provides food assistance benefits to people and families with low incomes.