

BY THE NUMBERS



DEMOGRAPHICS

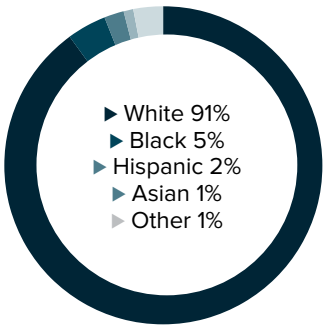


Population
43,276

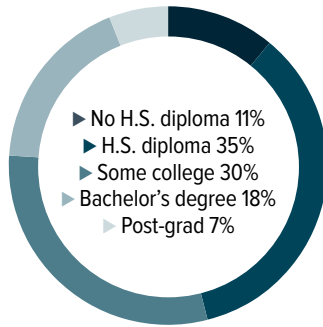


Number of households
16,023

Racial distribution



Education level



ECONOMY

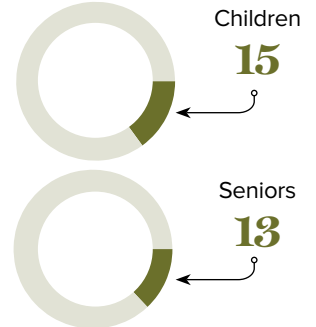
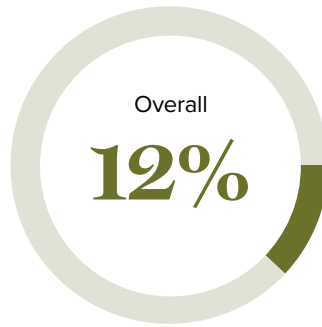


Median household income
\$58,501



Median value of owner-occupied housing
\$165,100

Poverty rates



PUBLIC SCHOOLS

District	Enrollment	Economically disadvantaged
Ouachita	18,459	67%

HIGHER EDUCATION

Number of students receiving GO Grants **203**

Number of students receiving TOPS

781

TOPS breakdown

Opportunity	Performance
328	228
Honors	Tech
188	37

WORKING FAMILY TAX CREDITS



Households receiving EITC*

4,519



State EITC impact

\$620,160



Tax filers receiving EITC

24%



Average state EITC

\$137

*The Earned Income Tax Credit (EITC) is a benefit for working people with low to moderate income. To qualify, you must meet certain requirements and file a tax return, even if you do not owe any tax or are not required to file.

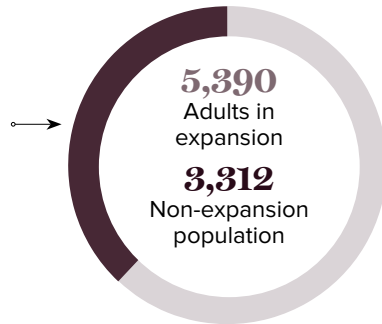
MEDICAID

Total individuals receiving Medicaid

8,702

Children receiving Medicaid

6,606



CASH ASSISTANCE

	FITAP	KCSP
Households	10	10
Average amount per recipient	\$90	\$145
Total monthly distribution	\$1,809	\$3,774

*The Family Independence Temporary Assistance Program (FITAP) provides cash assistance to very low-income families with children who meet specific criteria.

*The Kinship Care Subsidy Program (KCSP) provides cash assistance to qualifying relatives who are caring for one or more children in the absence of the children's parents.

FOOD ASSISTANCE



SNAP recipients

5,986



SNAP retailers

33



Households receiving SNAP*

2,726



Monthly benefits redeemed at district retailers

\$580,083



Total monthly benefits

\$1,262,988

*The Supplemental Nutrition Assistance Program (SNAP, also called Food Stamps) provides food assistance benefits to people and families with low incomes.