

BY THE NUMBERS



DEMOGRAPHICS

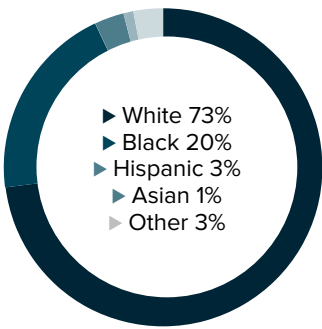


Population
48,272

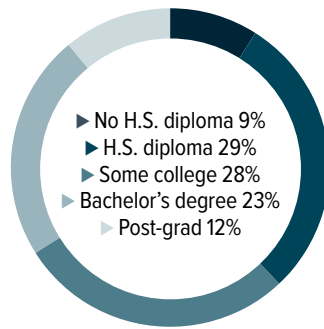


Number of households
18,714

Racial distribution



Education level



ECONOMY

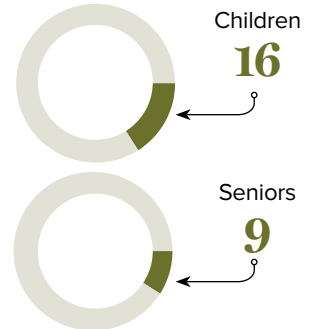


Median household income
\$53,878



Median value of owner-occupied housing
\$176,500

Poverty rates



PUBLIC SCHOOLS

District	Enrollment	Economically disadvantaged
Morehouse	3,335	86%
Ouachita	18,459	67%
City of Monroe	8,154	85%

HIGHER EDUCATION

Number of students receiving GO Grants **248**

Number of students receiving TOPS

939

TOPS breakdown

Opportunity	Performance
365	311
Honors	Tech
233	30

WORKING FAMILY TAX CREDITS



Households receiving EITC*

5,231



State EITC impact

\$754,734



Tax filers receiving EITC

28%



Average state EITC

\$144

*The Earned Income Tax Credit (EITC) is a benefit for working people with low to moderate income. To qualify, you must meet certain requirements and file a tax return, even if you do not owe any tax or are not required to file.

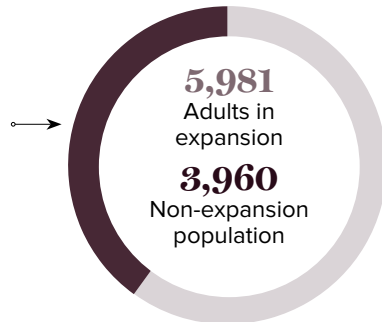
MEDICAID

Total individuals receiving Medicaid

9,941

Children receiving Medicaid

6,966



CASH ASSISTANCE

	FITAP	KCSP
Households	20	11
Average amount per recipient	\$82	\$148
Total monthly distribution	\$4,020	\$4,884

*The Family Independence Temporary Assistance Program (FITAP) provides cash assistance to very low-income families with children who meet specific criteria.

*The Kinship Care Subsidy Program (KCSP) provides cash assistance to qualifying relatives who are caring for one or more children in the absence of the children's parents.

FOOD ASSISTANCE



SNAP recipients

6,283



SNAP retailers

22



Households receiving SNAP*

3,081



Monthly benefits redeemed at district retailers

\$1,414,845



Total monthly benefits

\$1,383,727

*The Supplemental Nutrition Assistance Program (SNAP, also called Food Stamps) provides food assistance benefits to people and families with low incomes.