

# BY THE NUMBERS



## DEMOGRAPHICS



Population

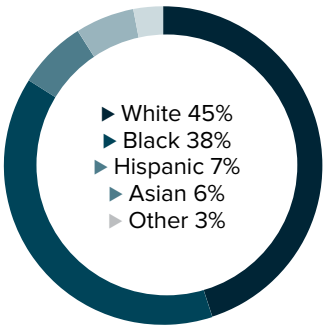
**48,142**



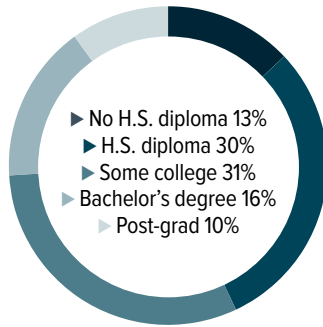
Number of households

**17,510**

Racial distribution



Education level



## ECONOMY



Median household income

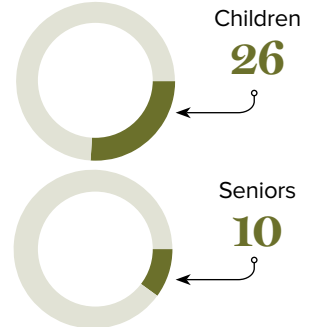
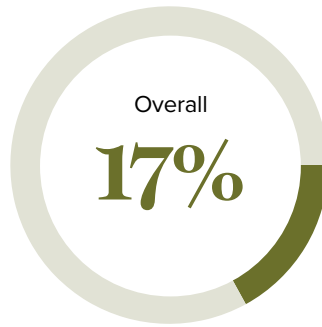
**\$59,174**



Median value of owner-occupied housing

**\$203,400**

Poverty rates



## PUBLIC SCHOOLS

| District    | Enrollment    | Economically disadvantaged |
|-------------|---------------|----------------------------|
| Jefferson   | <b>48,761</b> | <b>83%</b>                 |
| Orleans     | <b>45,022</b> | <b>86%</b>                 |
| Plaquemines | <b>3,963</b>  | <b>71%</b>                 |

## HIGHER EDUCATION

Number of students receiving GO Grants **180**

Number of students receiving TOPS

**440**

### TOPS breakdown

Opportunity

**183**

Honors

**97**

Performance

**141**

Tech

**19**

## WORKING FAMILY TAX CREDITS



Households receiving EITC\*

**5,085**



State EITC impact

**\$719,763**



Tax filers receiving EITC

**27%**



Average state EITC

**\$142**

\*The Earned Income Tax Credit (EITC) is a benefit for working people with low to moderate income. To qualify, you must meet certain requirements and file a tax return, even if you do not owe any tax or are not required to file.

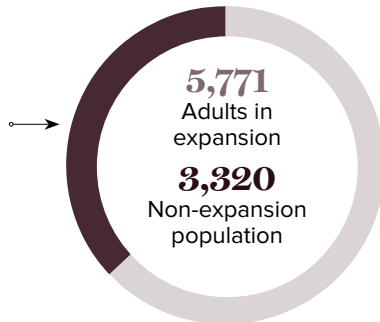
## MEDICAID

Total individuals receiving Medicaid

**9,091**

Children receiving Medicaid

**6,860**



## CASH ASSISTANCE

|                              | FITAP          | KCSP         |
|------------------------------|----------------|--------------|
| Households                   | <b>7</b>       | <b>2</b>     |
| Average amount per recipient | <b>\$101</b>   | <b>\$111</b> |
| Total monthly distribution   | <b>\$1,114</b> | <b>\$444</b> |

\*The Family Independence Temporary Assistance Program (FITAP) provides cash assistance to very low-income families with children who meet specific criteria.

\*The Kinship Care Subsidy Program (KCSP) provides cash assistance to qualifying relatives who are caring for one or more children in the absence of the children's parents.

## FOOD ASSISTANCE



SNAP recipients

**6,423**



SNAP retailers

**21**



Households receiving SNAP\*

**2,750**



Monthly benefits redeemed at district retailers

**\$641,315**



Total monthly benefits

**\$1,333,604**

\*The Supplemental Nutrition Assistance Program (SNAP, also called Food Stamps) provides food assistance benefits to people and families with low incomes.