

BY THE NUMBERS



DEMOGRAPHICS

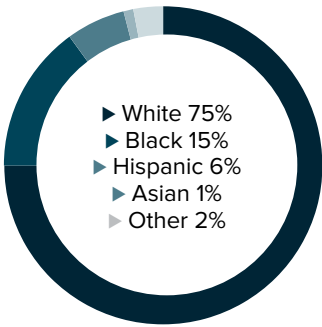


Population
44,279

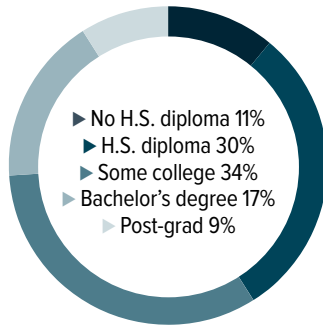


Number of households
16,190

Racial distribution



Education level



ECONOMY

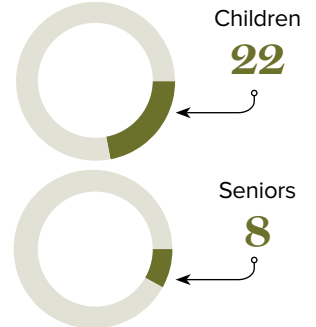
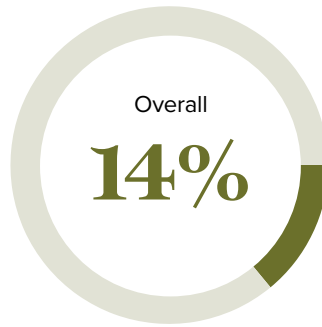


Median household income
\$59,506



Median value of owner-occupied housing
\$187,700

Poverty rates



PUBLIC SCHOOLS

District	Enrollment	Economically disadvantaged
St. Tammany	37,478	54%

HIGHER EDUCATION

Number of students receiving GO Grants **221**

Number of students receiving TOPS

757

TOPS breakdown

Opportunity	Performance
315	222
Honors	Tech
204	16

WORKING FAMILY TAX CREDITS



Households receiving EITC*

3,681



State EITC impact

\$477,149



Tax filers receiving EITC

19%



Average state EITC

\$130

*The Earned Income Tax Credit (EITC) is a benefit for working people with low to moderate income. To qualify, you must meet certain requirements and file a tax return, even if you do not owe any tax or are not required to file.

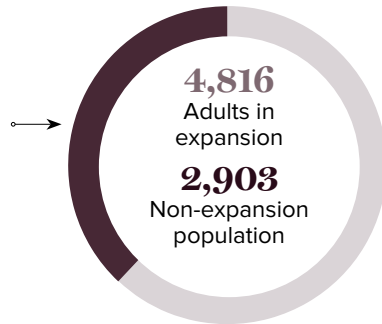
MEDICAID

Total individuals receiving Medicaid

7,719

Children receiving Medicaid

5,765



CASH ASSISTANCE

	FITAP	KCSP
Households	7	1
Average amount per recipient	\$81	\$222
Total monthly distribution	\$1,375	\$444

*The Family Independence Temporary Assistance Program (FITAP) provides cash assistance to very low-income families with children who meet specific criteria.

*The Kinship Care Subsidy Program (KCSP) provides cash assistance to qualifying relatives who are caring for one or more children in the absence of the children's parents.

FOOD ASSISTANCE



SNAP recipients

5,038



SNAP retailers

23



Households receiving SNAP*

2,317



Monthly benefits redeemed at district retailers

\$2,123,772



Total monthly benefits

\$1,057,485

*The Supplemental Nutrition Assistance Program (SNAP, also called Food Stamps) provides food assistance benefits to people and families with low incomes.