

BY THE NUMBERS



DEMOGRAPHICS



Population

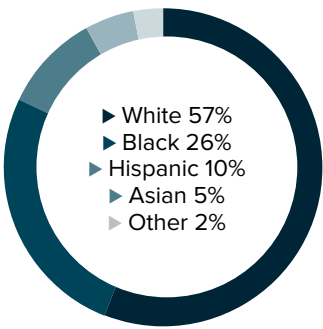
53,064



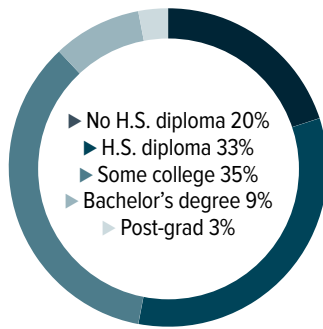
Number of households

17,351

Racial distribution



Education level



ECONOMY



Median household income

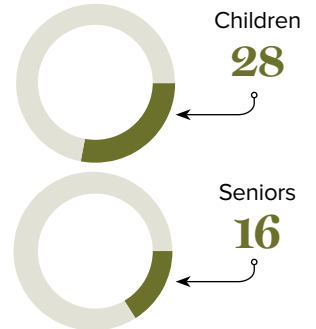
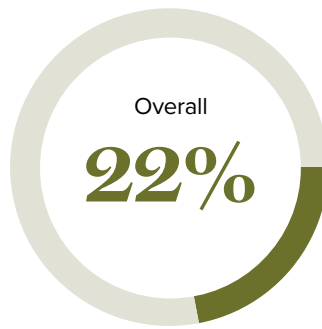
\$43,377



Median value of owner-occupied housing

\$150,200

Poverty rates



PUBLIC SCHOOLS

District	Enrollment	Economically disadvantaged
Orleans	45,022	86%
Plaquemines	3,963	71%
St. Bernard	7,911	82%

HIGHER EDUCATION

Number of students receiving GO Grants **276**

Number of students receiving TOPS

527

TOPS breakdown

Opportunity

212

Performance

143

Honors

134

Tech

38

WORKING FAMILY TAX CREDITS



Households receiving EITC*

6,488



State EITC impact

\$982,667



Tax filers receiving EITC

33%



Average state EITC

\$151

*The Earned Income Tax Credit (EITC) is a benefit for working people with low to moderate income. To qualify, you must meet certain requirements and file a tax return, even if you do not owe any tax or are not required to file.

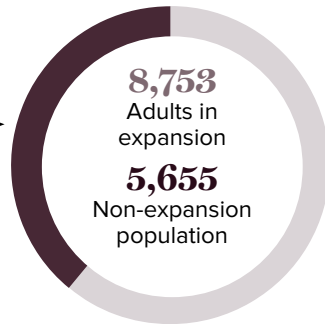
MEDICAID

Total individuals receiving Medicaid

14,408

Children receiving Medicaid

11,373



CASH ASSISTANCE

	FITAP	KCSP
Households	22	20
Average amount per recipient	\$75	\$152
Total monthly distribution	\$4,362	\$9,269

*The Family Independence Temporary Assistance Program (FITAP) provides cash assistance to very low-income families with children who meet specific criteria.

*The Kinship Care Subsidy Program (KCSP) provides cash assistance to qualifying relatives who are caring for one or more children in the absence of the children's parents.

FOOD ASSISTANCE



SNAP recipients

12,801



SNAP retailers

47



Households receiving SNAP*

5,605



Monthly benefits redeemed at district retailers

\$2,966,485



Total monthly benefits

\$2,514,118

*The Supplemental Nutrition Assistance Program (SNAP, also called Food Stamps) provides food assistance benefits to people and families with low incomes.