

BY THE NUMBERS



DEMOGRAPHICS



Population

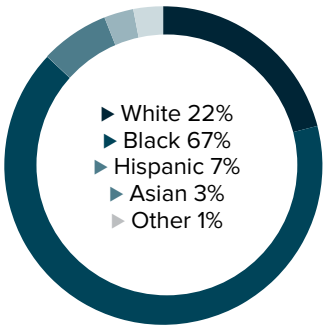
47,186



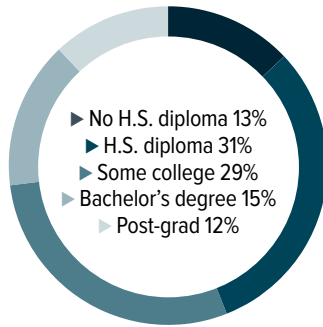
Number of households

17,950

Racial distribution



Education level



ECONOMY



Median household income

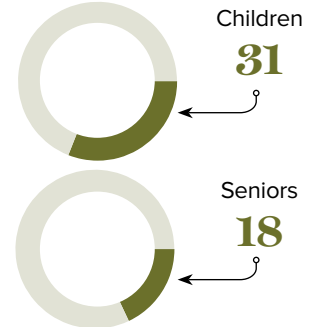
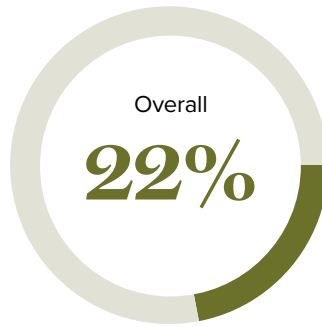
\$39,561



Median value of owner-occupied housing

\$169,500

Poverty rates



PUBLIC SCHOOLS

District	Enrollment	Economically disadvantaged
Orleans	45,022	86%

HIGHER EDUCATION

Number of students receiving GO Grants **380**

Number of students receiving TOPS

349

TOPS breakdown

Opportunity

177

Honors

67

Performance

92

Tech

13

WORKING FAMILY TAX CREDITS



Households receiving EITC*

5,961



State EITC impact

\$928,982



Tax filers receiving EITC

35%



Average state EITC

\$156

*The Earned Income Tax Credit (EITC) is a benefit for working people with low to moderate income. To qualify, you must meet certain requirements and file a tax return, even if you do not owe any tax or are not required to file.

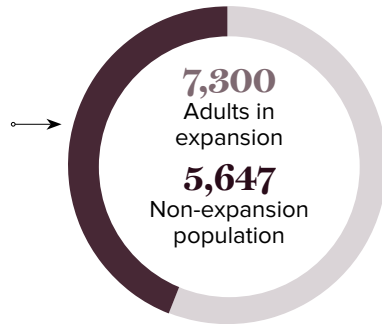
MEDICAID

Total individuals receiving Medicaid

12,947

Children receiving Medicaid

8,259



CASH ASSISTANCE

	FITAP	KCSP
Households	25	13
Average amount per recipient	\$81	\$184
Total monthly distribution	\$4,685	\$4,052

*The Family Independence Temporary Assistance Program (FITAP) provides cash assistance to very low-income families with children who meet specific criteria.

*The Kinship Care Subsidy Program (KCSP) provides cash assistance to qualifying relatives who are caring for one or more children in the absence of the children's parents.

FOOD ASSISTANCE



SNAP recipients

11,568



SNAP retailers

20



Households receiving SNAP*

5,750



Monthly benefits redeemed at district retailers

\$803,471



Total monthly benefits

\$2,449,160

*The Supplemental Nutrition Assistance Program (SNAP, also called Food Stamps) provides food assistance benefits to people and families with low incomes.