

BY THE NUMBERS



DEMOGRAPHICS

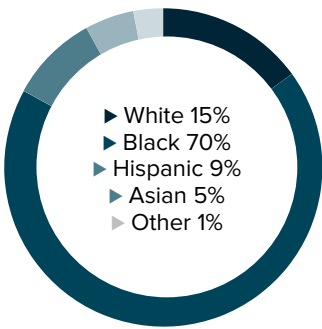


Population
39,465

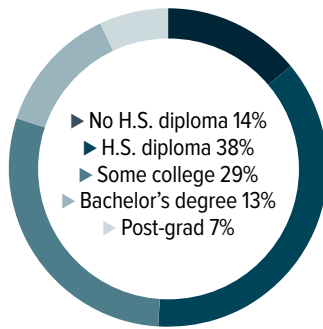


Number of households
13,793

Racial distribution



Education level



ECONOMY

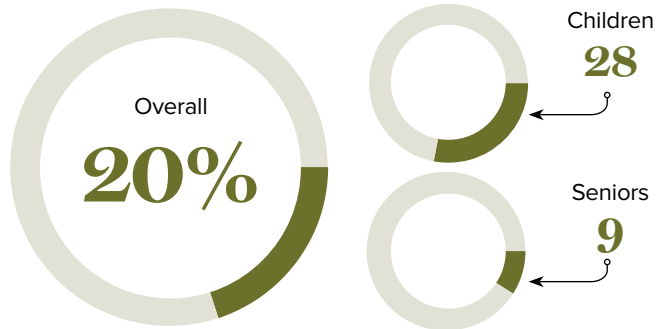


Median household income
\$44,433



Median value of owner-occupied housing
\$151,400

Poverty rates



PUBLIC SCHOOLS

District	Enrollment	Economically disadvantaged
East Baton Rouge	40,735	79%

HIGHER EDUCATION

Number of students receiving GO Grants **448**

Number of students receiving TOPS

208

TOPS breakdown

Opportunity	Performance
122	54
Honors	Tech
20	12

WORKING FAMILY TAX CREDITS



Households receiving EITC*

6,083



State EITC impact

\$925,873



Tax filers receiving EITC

34%



Average state EITC

\$152

*The Earned Income Tax Credit (EITC) is a benefit for working people with low to moderate income. To qualify, you must meet certain requirements and file a tax return, even if you do not owe any tax or are not required to file.

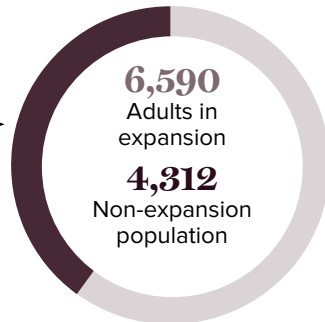
MEDICAID

Total individuals receiving Medicaid

10,902

Children receiving Medicaid

9,718



CASH ASSISTANCE

	FITAP	KCSP
Households	23	15
Average amount per recipient	\$73	\$141
Total monthly distribution	\$4,822	\$7,208

*The Family Independence Temporary Assistance Program (FITAP) provides cash assistance to very low-income families with children who meet specific criteria.

*The Kinship Care Subsidy Program (KCSP) provides cash assistance to qualifying relatives who are caring for one or more children in the absence of the children's parents.

FOOD ASSISTANCE



SNAP recipients

11,105



SNAP retailers

43



Households receiving SNAP*

4,796



Monthly benefits redeemed at district retailers

\$468,350



Total monthly benefits

\$2,302,611

*The Supplemental Nutrition Assistance Program (SNAP, also called Food Stamps) provides food assistance benefits to people and families with low incomes.