

BY THE NUMBERS



DEMOGRAPHICS



Population

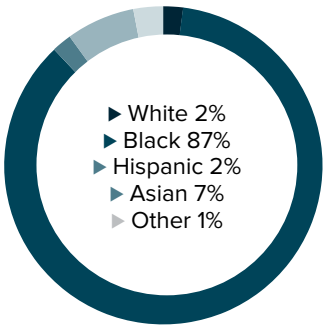
49,999




Number of households

18,090

Racial distribution



Education level



ECONOMY



Median household income

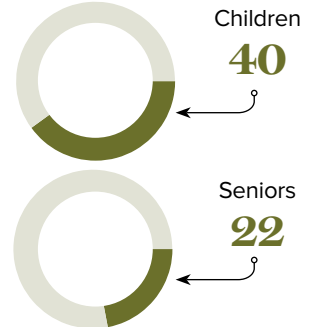
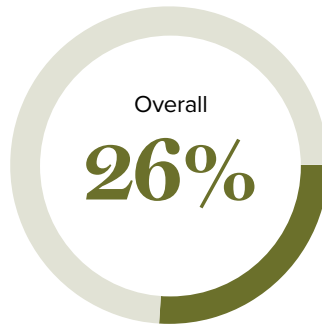
\$31,800



Median value of owner-occupied housing

\$162,900

Poverty rates



PUBLIC SCHOOLS

District	Enrollment	Economically disadvantaged
Orleans	45,022	86%

HIGHER EDUCATION

Number of students receiving GO Grants **495**

Number of students receiving TOPS

433

TOPS breakdown

Opportunity

233

Honors

79

Performance

106

Tech

15

WORKING FAMILY TAX CREDITS



Households receiving EITC*

7,871



State EITC impact

\$1,249,784



Tax filers receiving EITC

41%



Average state EITC

\$159

*The Earned Income Tax Credit (EITC) is a benefit for working people with low to moderate income. To qualify, you must meet certain requirements and file a tax return, even if you do not owe any tax or are not required to file.

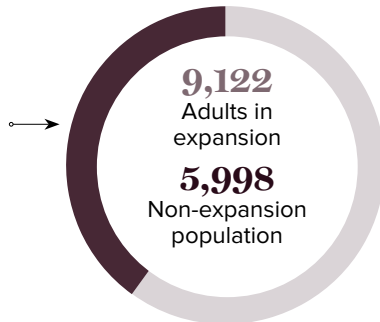
MEDICAID

Total individuals receiving Medicaid

15,120

Children receiving Medicaid

10,798



CASH ASSISTANCE

	FITAP	KCSP
Households	32	19
Average amount per recipient	\$82	\$162
Total monthly distribution	\$5,845	\$9,080

*The Family Independence Temporary Assistance Program (FITAP) provides cash assistance to very low-income families with children who meet specific criteria.

*The Kinship Care Subsidy Program (KCSP) provides cash assistance to qualifying relatives who are caring for one or more children in the absence of the children's parents.

FOOD ASSISTANCE



SNAP recipients

14,462



SNAP retailers

20



Households receiving SNAP*

6,798



Monthly benefits redeemed at district retailers

\$2,448,238



Total monthly benefits

\$3,049,072

*The Supplemental Nutrition Assistance Program (SNAP, also called Food Stamps) provides food assistance benefits to people and families with low incomes.