

BY THE NUMBERS



DEMOGRAPHICS

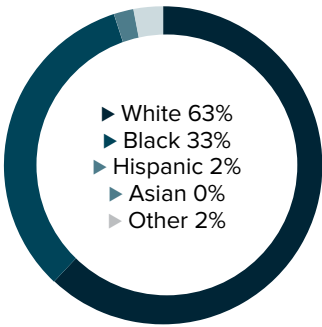


Population
41,054

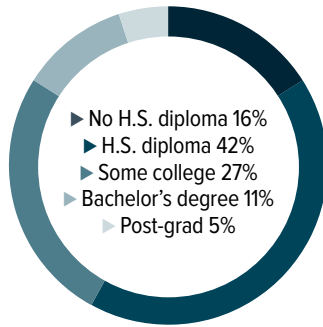


Number of households
17,334

Racial distribution



Education level



ECONOMY

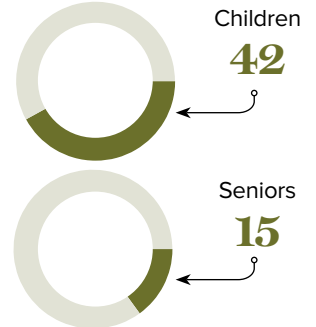


Median household income
\$30,068



Median value of owner-occupied housing
\$81,900

Poverty rates



PUBLIC SCHOOLS

District	Enrollment	Economically disadvantaged
Bossier	22,417	54%
Webster	5,668	71%

HIGHER EDUCATION

Number of students receiving GO Grants **164**

Number of students receiving TOPS

322

TOPS breakdown

Opportunity

124

Honors

72

Performance

96

Tech

30

WORKING FAMILY TAX CREDITS



Households receiving EITC*

4,424



State EITC impact

\$600,179



Tax filers receiving EITC

28%



Average state EITC

\$136

*The Earned Income Tax Credit (EITC) is a benefit for working people with low to moderate income. To qualify, you must meet certain requirements and file a tax return, even if you do not owe any tax or are not required to file.

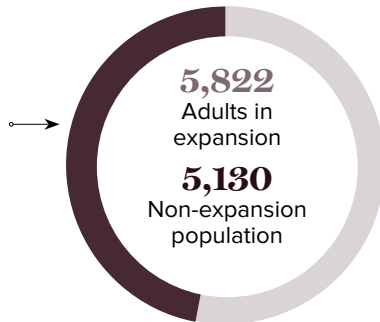
MEDICAID

Total individuals receiving Medicaid

10,952

Children receiving Medicaid

6,916



CASH ASSISTANCE

	FITAP	KCSP
Households	11	13
Average amount per recipient	\$72	\$120
Total monthly distribution	\$2,004	\$4,070

*The Family Independence Temporary Assistance Program (FITAP) provides cash assistance to very low-income families with children who meet specific criteria.

*The Kinship Care Subsidy Program (KCSP) provides cash assistance to qualifying relatives who are caring for one or more children in the absence of the children's parents.

FOOD ASSISTANCE



SNAP recipients

8,012



SNAP retailers

40



Households receiving SNAP*

3,865



Monthly benefits redeemed at district retailers

\$1,791,448



Total monthly benefits

\$1,709,509

*The Supplemental Nutrition Assistance Program (SNAP, also called Food Stamps) provides food assistance benefits to people and families with low incomes.