

BY THE NUMBERS



DEMOGRAPHICS

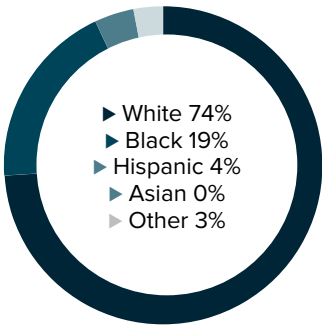


Population
39,649

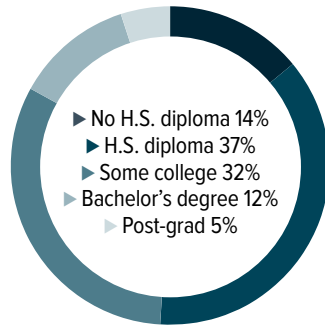


Number of households
15,739

Racial distribution



Education level



ECONOMY

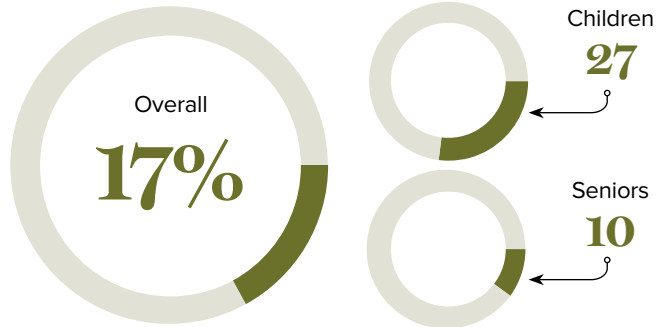


Median household income
\$50,141



Median value of owner-occupied housing
\$123,600

Poverty rates



PUBLIC SCHOOLS

District	Enrollment	Economically disadvantaged
Bossier	22,417	54%
Caddo	36,279	73%

HIGHER EDUCATION

Number of students receiving GO Grants **161**

Number of students receiving TOPS

353

TOPS breakdown

Opportunity

150

Honors

82

Performance

104

Tech

17

WORKING FAMILY TAX CREDITS



Households receiving EITC*

4,509



State EITC impact

\$659,750



Tax filers receiving EITC

29%



Average state EITC

\$146

*The Earned Income Tax Credit (EITC) is a benefit for working people with low to moderate income. To qualify, you must meet certain requirements and file a tax return, even if you do not owe any tax or are not required to file.

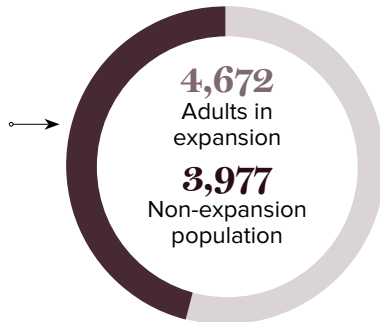
MEDICAID

Total individuals receiving Medicaid

8,649

Children receiving Medicaid

5,686



CASH ASSISTANCE

	FITAP	KCSP
Households	10	13
Average amount per recipient	\$81	\$132
Total monthly distribution	\$1,707	\$4,620

*The Family Independence Temporary Assistance Program (FITAP) provides cash assistance to very low-income families with children who meet specific criteria.

*The Kinship Care Subsidy Program (KCSP) provides cash assistance to qualifying relatives who are caring for one or more children in the absence of the children's parents.

FOOD ASSISTANCE



SNAP recipients

6,015



SNAP retailers

22



Households receiving SNAP*

2,841



Monthly benefits redeemed at district retailers

\$412,884



Total monthly benefits

\$1,274,026

*The Supplemental Nutrition Assistance Program (SNAP, also called Food Stamps) provides food assistance benefits to people and families with low incomes.