

# BY THE NUMBERS

## DEMOGRAPHICS



Population

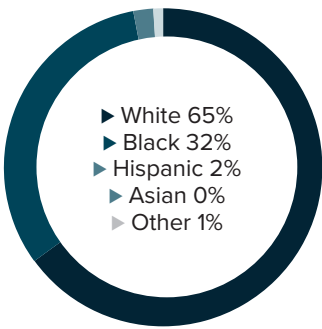
**14,494**



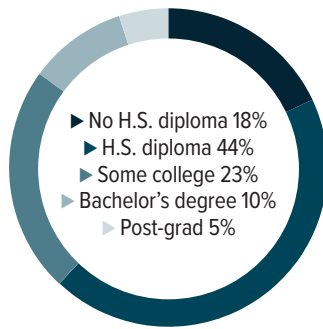
Number of households

**5,437**

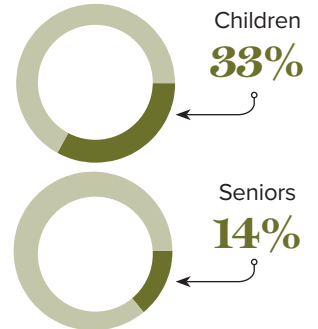
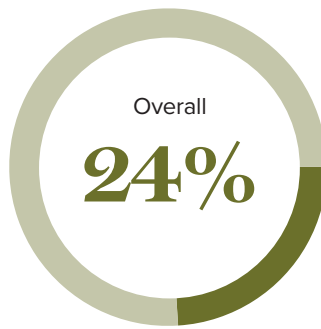
Racial distribution



Education level



Poverty rates



## ECONOMY



Median household income

**\$35,398**



Median value of owner-occupied housing

**\$78,300**

## HIGHER EDUCATION



Number of students receiving TOPS

**142**

TOPS breakdown

Opportunity	<b>69</b>	Tech	<b>7</b>
Honors	<b>20</b>	Performance	<b>46</b>

Number of students receiving GO Grants

**68**

**SCHOOL BOARD ASSOCIATIONS:  
WINN PARISH SCHOOL SYSTEM**

## WORKING FAMILY TAX CREDITS



People filing for EITC\*

**1,430**



State EITC impact

**\$190,500**



Tax filers receiving EITC

**29.4%**



Average state EITC

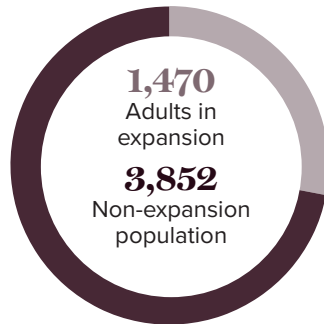
**\$133**

\*The Earned Income Tax Credit (EITC) is a benefit for working people with low to moderate income. To qualify, you must meet certain requirements and file a tax return, even if you do not owe any tax or are not required to file.

## MEDICAID

Total people receiving Medicaid

**5,322**



## CASH ASSISTANCE

	FITAP	KCSP
Households	<b>8</b>	<b>13</b>
Average amount per recipient	<b>\$98</b>	<b>\$222</b>
Total monthly distribution	<b>\$1,372</b>	<b>\$6,882</b>

\*The Family Independence Temporary Assistance Program (FITAP) provides cash assistance to very low-income families with children who meet specific criteria.

\*The Kinship Care Subsidy Program (KCSP) provides cash assistance to qualifying relatives who are caring for one or more children in the absence of the children's parents.

## FOOD ASSISTANCE



SNAP recipients

**2,655**



SNAP retailers

**10**



Households receiving SNAP\*

**1,293**



Monthly benefits redeemed at district retailers

**\$426,092**



Total monthly benefits

**\$478,746**

\*The Supplemental Nutrition Assistance Program (SNAP, also called Food Stamps) provides food assistance benefits to people and families with low incomes.