

BY THE NUMBERS

DEMOGRAPHICS



Population

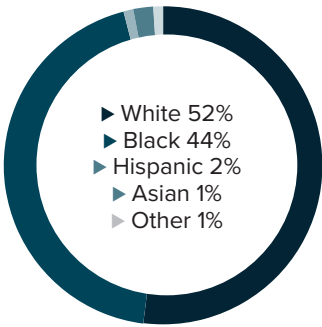
15,377



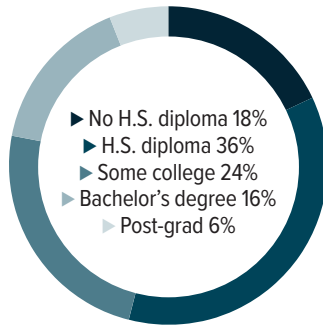
Number of households

3,908

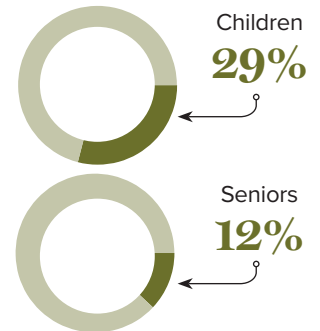
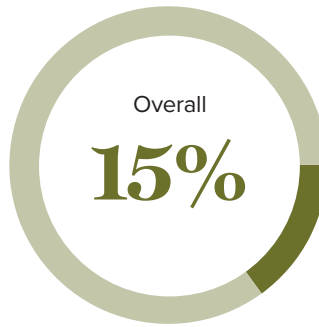
Racial distribution



Education level



Poverty rates



ECONOMY



Median household income

\$55,510



Median value of owner-occupied housing

\$204,500

HIGHER EDUCATION



Number of students receiving TOPS

160

TOPS breakdown

Opportunity	62	Tech	11
Honors	51	Performance	36

Number of students receiving GO Grants

46

SCHOOL BOARD ASSOCIATIONS:
WEST FELICIANA PARISH SCHOOLS

WORKING FAMILY TAX CREDITS



People filing for EITC*

960



State EITC impact

\$133,050



Tax filers receiving EITC

20.6%



Average state EITC

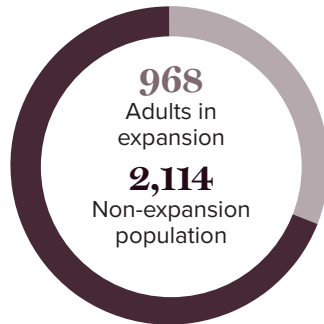
\$139

*The Earned Income Tax Credit (EITC) is a benefit for working people with low to moderate income. To qualify, you must meet certain requirements and file a tax return, even if you do not owe any tax or are not required to file.

MEDICAID

Total people receiving Medicaid

3,082



CASH ASSISTANCE

	FITAP	KCSP
Households	4	4
Average amount per recipient	\$78	\$201
Total monthly distribution	\$930	\$1,006

*The Family Independence Temporary Assistance Program (FITAP) provides cash assistance to very low-income families with children who meet specific criteria.

*The Kinship Care Subsidy Program (KCSP) provides cash assistance to qualifying relatives who are caring for one or more children in the absence of the children's parents.

FOOD ASSISTANCE



SNAP recipients

1,305



SNAP retailers

6



Households receiving SNAP*

602



Monthly benefits redeemed at district retailers

\$136,440



Total monthly benefits

\$228,150

*The Supplemental Nutrition Assistance Program (SNAP, also called Food Stamps) provides food assistance benefits to people and families with low incomes.