

BY THE NUMBERS



DEMOGRAPHICS

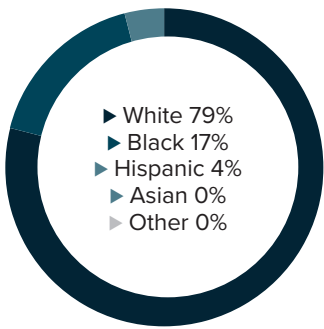


Population
11,180

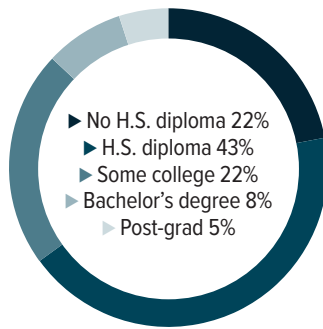


Number of households
4,041

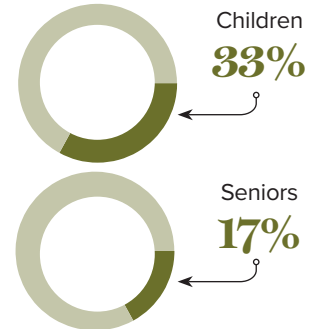
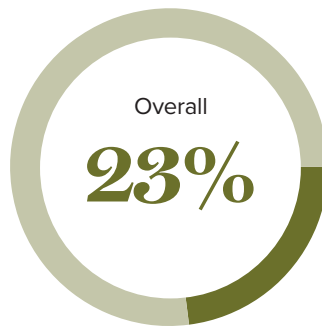
Racial distribution



Education level



Poverty rates



ECONOMY



Median household income
\$36,528



Median value of owner-occupied housing
\$87,100

HIGHER EDUCATION



Number of students receiving TOPS
117

TOPS breakdown

Opportunity	57	Tech	4
Honors	22	Performance	34

Number of students receiving GO Grants

37

SCHOOL BOARD ASSOCIATIONS:
WEST CARROLL PARISH SCHOOL BOARD

WORKING FAMILY TAX CREDITS



People filing for EITC*

1,200



State EITC impact

\$170,000



Tax filers receiving EITC

28.8%



Average state EITC

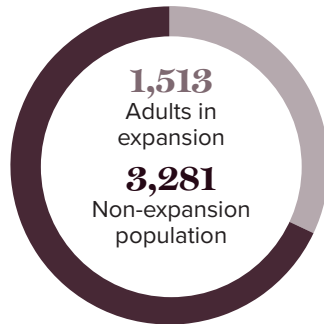
\$142

*The Earned Income Tax Credit (EITC) is a benefit for working people with low to moderate income. To qualify, you must meet certain requirements and file a tax return, even if you do not owe any tax or are not required to file.

MEDICAID

Total people receiving Medicaid

4,794



CASH ASSISTANCE

	FITAP	KCSP
Households	7	4
Average amount per recipient	\$82	\$222
Total monthly distribution	\$1,467	\$2,442

*The Family Independence Temporary Assistance Program (FITAP) provides cash assistance to very low-income families with children who meet specific criteria.

*The Kinship Care Subsidy Program (KCSP) provides cash assistance to qualifying relatives who are caring for one or more children in the absence of the children's parents.

FOOD ASSISTANCE



SNAP recipients

2,147



SNAP retailers

11



Households receiving SNAP*

1,007



Monthly benefits redeemed at district retailers

\$459,012



Total monthly benefits

\$364,120

*The Supplemental Nutrition Assistance Program (SNAP, also called Food Stamps) provides food assistance benefits to people and families with low incomes.