

BY THE NUMBERS

DEMOGRAPHICS

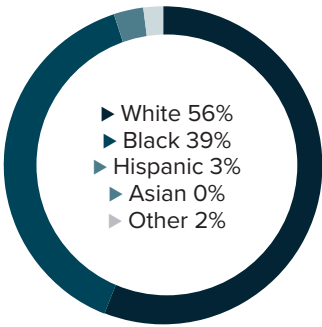


Population
25,860

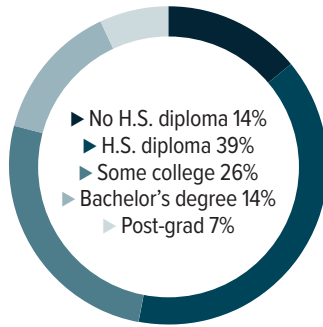


Number of households
9,599

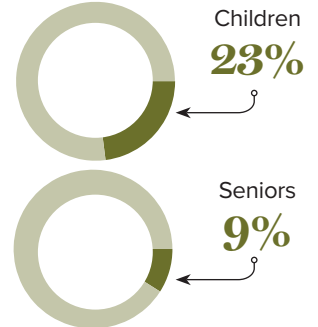
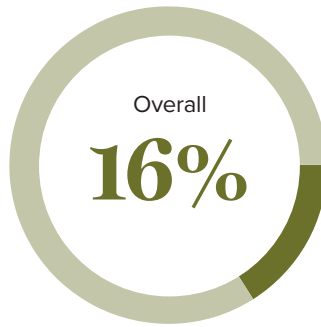
Racial distribution



Education level



Poverty rates



ECONOMY



Median household income
\$60,908



Median value of owner-occupied housing
\$191,400

HIGHER EDUCATION



Number of students receiving TOPS
205

TOPS breakdown

Opportunity	108	Tech	13
Honors	48	Performance	36

Number of students receiving GO Grants

137

SCHOOL BOARD ASSOCIATIONS:
WEST BATON ROUGE PARISH SCHOOLS

WORKING FAMILY TAX CREDITS



People filing for EITC*

2,690



State EITC impact

\$384,250



Tax filers receiving EITC

22.8%



Average state EITC

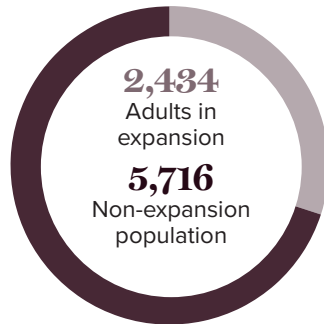
\$143

*The Earned Income Tax Credit (EITC) is a benefit for working people with low to moderate income. To qualify, you must meet certain requirements and file a tax return, even if you do not owe any tax or are not required to file.

MEDICAID

Total people receiving Medicaid

8,150



CASH ASSISTANCE

	FITAP	KCSP
Households	8	6
Average amount per recipient	\$74	\$222
Total monthly distribution	\$1,480	\$2,220

*The Family Independence Temporary Assistance Program (FITAP) provides cash assistance to very low-income families with children who meet specific criteria.

*The Kinship Care Subsidy Program (KCSP) provides cash assistance to qualifying relatives who are caring for one or more children in the absence of the children's parents.

FOOD ASSISTANCE



SNAP recipients

4,153



SNAP retailers

28



Households receiving SNAP*

1,923



Monthly benefits redeemed at district retailers

\$610,205



Total monthly benefits

\$720,110

*The Supplemental Nutrition Assistance Program (SNAP, also called Food Stamps) provides food assistance benefits to people and families with low incomes.