

BY THE NUMBERS

DEMOGRAPHICS



Population

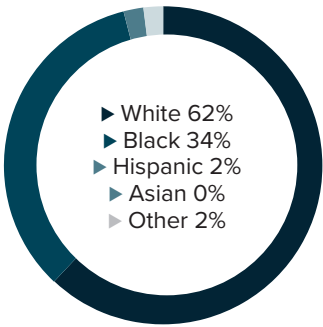
39,631



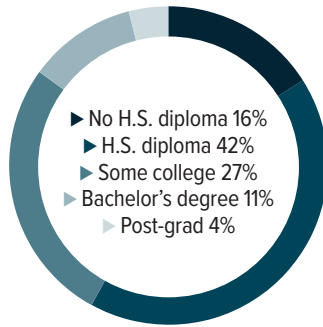
Number of households

16,230

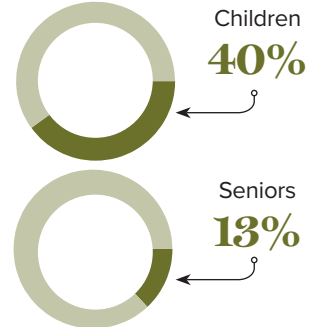
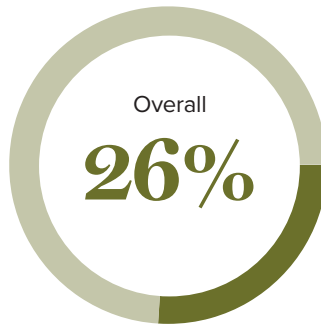
Racial distribution



Education level



Poverty rates



ECONOMY



Median household income

\$30,358



Median value of owner-occupied housing

\$83,300

HIGHER EDUCATION



Number of students receiving TOPS

313

TOPS breakdown

| | | | |
|-------------|------------|-------------|-----------|
| Opportunity | 127 | Tech | 38 |
| Honors | 58 | Performance | 90 |

Number of students receiving GO Grants

169

SCHOOL BOARD ASSOCIATIONS:
WEBSTER PARISH SCHOOL BOARD

WORKING FAMILY TAX CREDITS



People filing for EITC*

4,680



State EITC impact

\$635,500



Tax filers receiving EITC

29.3%



Average state EITC

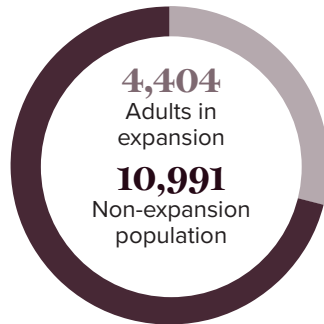
\$136

*The Earned Income Tax Credit (EITC) is a benefit for working people with low to moderate income. To qualify, you must meet certain requirements and file a tax return, even if you do not owe any tax or are not required to file.

MEDICAID

Total people receiving Medicaid

15,395



CASH ASSISTANCE

| | FITAP | KCSP |
|------------------------------|----------------|----------------|
| Households | 14 | 18 |
| Average amount per recipient | \$78 | \$222 |
| Total monthly distribution | \$2,261 | \$6,660 |

*The Family Independence Temporary Assistance Program (FITAP) provides cash assistance to very low-income families with children who meet specific criteria.

*The Kinship Care Subsidy Program (KCSP) provides cash assistance to qualifying relatives who are caring for one or more children in the absence of the children's parents.

FOOD ASSISTANCE



SNAP recipients

7,909



SNAP retailers

41



Households receiving SNAP*

3,727



Monthly benefits redeemed at district retailers

\$1,332,551



Total monthly benefits

\$1,362,290

*The Supplemental Nutrition Assistance Program (SNAP, also called Food Stamps) provides food assistance benefits to people and families with low incomes.