

# BY THE NUMBERS

## DEMOGRAPHICS

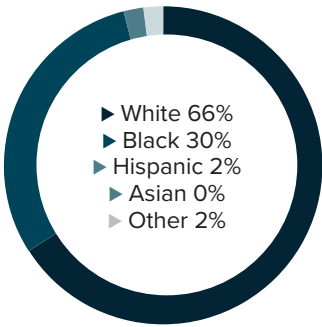


Population  
**46,457**




Number of households  
**17,337**

Racial distribution



Education level



## ECONOMY

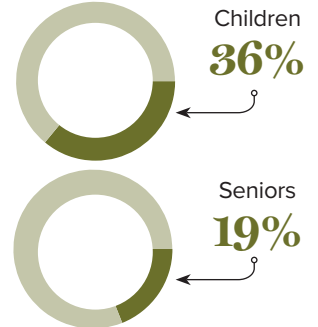
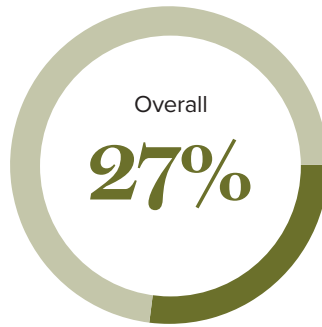


Median household income  
**\$34,985**



Median value of owner-occupied housing  
**\$88,500**

Poverty rates



## HIGHER EDUCATION



Number of students receiving TOPS  
**283**

TOPS breakdown

Opportunity	<b>144</b>	Tech	<b>37</b>
Honors	<b>38</b>	Performance	<b>64</b>

Number of students receiving GO Grants

**171**

### SCHOOL BOARD ASSOCIATIONS:

WASHINGTON PARISH SCHOOL SYSTEM, BOGALUSA CITY SCHOOLS

## WORKING FAMILY TAX CREDITS



People filing for EITC\*

**5,750**



State EITC impact

**\$871,200**



Tax filers receiving EITC

**35.1%**



Average state EITC

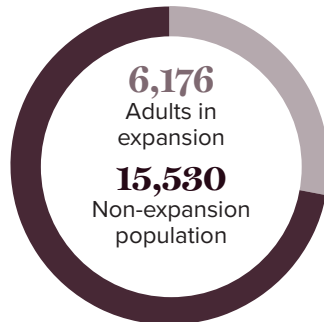
**\$152**

\*The Earned Income Tax Credit (EITC) is a benefit for working people with low to moderate income. To qualify, you must meet certain requirements and file a tax return, even if you do not owe any tax or are not required to file.

## MEDICAID

Total people receiving Medicaid

**21,706**



## CASH ASSISTANCE

	FITAP	KCSP
Households	<b>34</b>	<b>33</b>
Average amount per recipient	<b>\$85</b>	<b>\$222</b>
Total monthly distribution	<b>\$6,971</b>	<b>\$14,430</b>

\*The Family Independence Temporary Assistance Program (FITAP) provides cash assistance to very low-income families with children who meet specific criteria.

\*The Kinship Care Subsidy Program (KCSP) provides cash assistance to qualifying relatives who are caring for one or more children in the absence of the children's parents.

## FOOD ASSISTANCE



SNAP recipients

**11,731**



SNAP retailers

**55**



Households receiving SNAP\*

**5,706**



Monthly benefits redeemed at district retailers

**\$1,748,596**



Total monthly benefits

**\$2,029,032**

\*The Supplemental Nutrition Assistance Program (SNAP, also called Food Stamps) provides food assistance benefits to people and families with low incomes.