

BY THE NUMBERS

DEMOGRAPHICS



Population

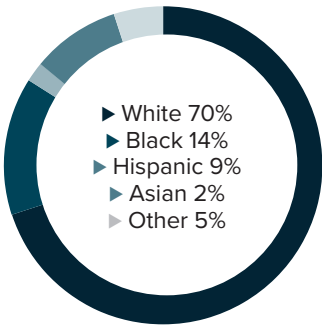
51,007



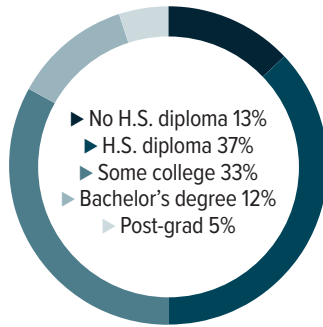
Number of households

17,801

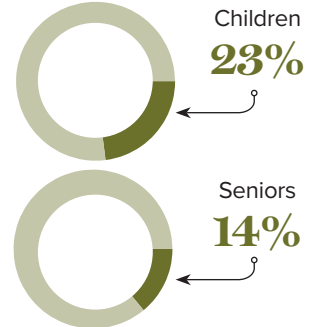
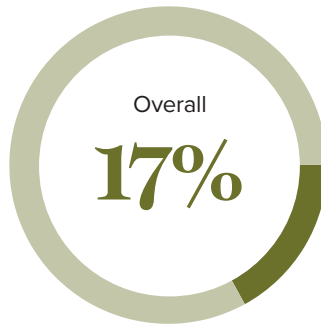
Racial distribution



Education level



Poverty rates



ECONOMY



Median household income

\$47,772



Median value of owner-occupied housing

\$118,900

HIGHER EDUCATION



Number of students receiving TOPS

441

TOPS breakdown

Opportunity	206	Tech	21
Honors	94	Performance	120

Number of students receiving GO Grants

166

SCHOOL BOARD ASSOCIATIONS:
VERNON PARISH SCHOOLS

WORKING FAMILY TAX CREDITS



People filing for EITC*

4,630



State EITC impact

\$627,800



Tax filers receiving EITC

23.7%



Average state EITC

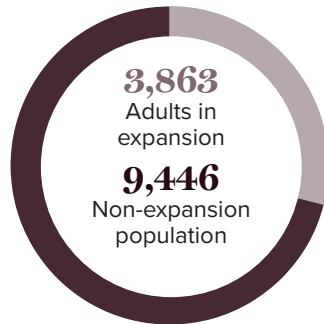
\$136

*The Earned Income Tax Credit (EITC) is a benefit for working people with low to moderate income. To qualify, you must meet certain requirements and file a tax return, even if you do not owe any tax or are not required to file.

MEDICAID

Total people receiving Medicaid

13,309



CASH ASSISTANCE

	FITAP	KCSP
Households	15	10
Average amount per recipient	\$78	\$222
Total monthly distribution	\$3,426	\$5,106

*The Family Independence Temporary Assistance Program (FITAP) provides cash assistance to very low-income families with children who meet specific criteria.

*The Kinship Care Subsidy Program (KCSP) provides cash assistance to qualifying relatives who are caring for one or more children in the absence of the children's parents.

FOOD ASSISTANCE



SNAP recipients

6,403



SNAP retailers

34



Households receiving SNAP*

2,758



Monthly benefits redeemed at district retailers

\$878,110



Total monthly benefits

\$1,131,203

*The Supplemental Nutrition Assistance Program (SNAP, also called Food Stamps) provides food assistance benefits to people and families with low incomes.