

BY THE NUMBERS

DEMOGRAPHICS

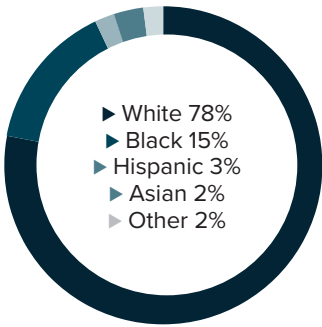


Population
59,867




Number of households
21,632

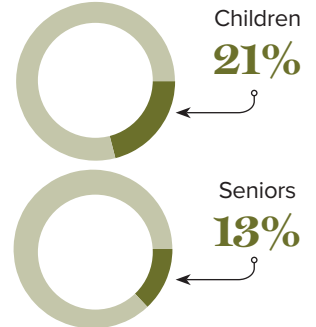
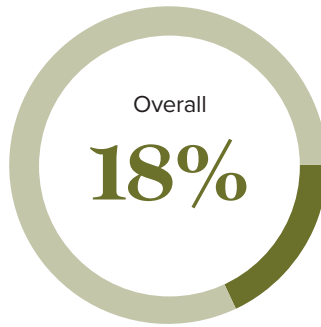
Racial distribution



Education level



Poverty rates



ECONOMY



Median household income
\$50,690



Median value of owner-occupied housing
\$114,300

HIGHER EDUCATION



Number of students receiving TOPS
732

TOPS breakdown

Opportunity	324	Tech	43
Honors	163	Performance	202

Number of students receiving GO Grants

143

SCHOOL BOARD ASSOCIATIONS:
VERMILION PARISH SCHOOL DISTRICT

WORKING FAMILY TAX CREDITS



People filing for EITC*

6,240



State EITC impact

\$872,850



Tax filers receiving EITC

26.2%



Average state EITC

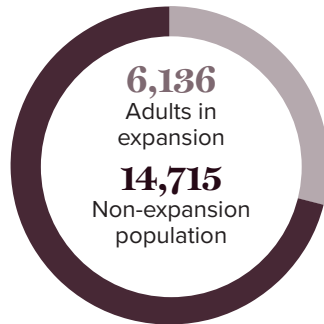
\$140

*The Earned Income Tax Credit (EITC) is a benefit for working people with low to moderate income. To qualify, you must meet certain requirements and file a tax return, even if you do not owe any tax or are not required to file.

MEDICAID

Total people receiving Medicaid

20,851



CASH ASSISTANCE

	FITAP	KCSP
Households	18	23
Average amount per recipient	\$86	\$222
Total monthly distribution	\$3,527	\$7,992

*The Family Independence Temporary Assistance Program (FITAP) provides cash assistance to very low-income families with children who meet specific criteria.

*The Kinship Care Subsidy Program (KCSP) provides cash assistance to qualifying relatives who are caring for one or more children in the absence of the children's parents.

FOOD ASSISTANCE



SNAP recipients

11,166



SNAP retailers

52



Households receiving SNAP*

4,951



Monthly benefits redeemed at district retailers

\$1,682,648



Total monthly benefits

\$1,898,723

*The Supplemental Nutrition Assistance Program (SNAP, also called Food Stamps) provides food assistance benefits to people and families with low incomes.